



ÉQUIPEMENT HÔTELLERIE

www.jvd.com.sg





PREMIER FABRICANT D'ACCESSOIRES HÔTELIERS

JVD is the first French manufacturer of hotel accessories.

It has provided innovative solutions for more than 30 years. You'll find JVD presence in more than 80 countries worldwide; added-value products that work harder, smarter and better.

JVD builds its future by observing several core values; hospitality-oriented, French quality and designs, technologically advanced solutions, and seamless service and support.

OUR MISSION

JVD in-house research, design & development is continuously developing good technology, new techniques and materials to further enhance our products offering, satisfying customers' around the world. Products and services that improve productivity and convenience, lower costs, and protecting customers' assets.

PHILOSOPHY

In our search for excellence, we continue to observe our core values in our dynamism, credibility and respect for our environment. Our philosophy has enabled us to remain a leader and efficient costs producer, gaining market share in all the markets that we operate.

QUALITY & SERVICE

Headquartered in France, JVD support goes far beyond the right products. JVD's manufacturing concerns, subsidiaries and distribution network is globally extensive. In short, JVD's approach begins with the finest equipment available and follows through with the most comprehensive service and support in the industry.



LE GUIDE

ENVIRONMENTAL RESPONSIBILITY

JVD is one of the first French companies to have its carbon footprint assessed in 2010. In order to reduce the carbon impact on environment, JVD always strives to adopt eco-friendly designs and materials in the development of our products

GUARANTEE

Confident in our product quality, all JVD products come with comprehensive warranty against manufacturing defects.

SUSTAINABLE GROWTH

JVD strives to share its vision and culture with its business partners for sustainable growth.

JVD
PARTENAIRE
DE L'ÉDITION
4L TROPHY
2016



En plus d'apporter son soutien à une équipe, JVD a souhaité participer à une action humanitaire. Ce parcours à travers le désert marocain a permis d'apporter 63 tonnes de matériel et de créer 2 nouvelles écoles...



Feedback

We at JVD value what you have to say about our products and policies. If you have any comments and feedbacks, please contact us by sending an email to enquiry@jvd.com.sg

Logo & Trademark Disclaimer:

Product names, logos, brands and other trademarks featured in this catalogue are the property of their respective trademark holders. It is for reference only and serves no other purposes.

General Disclaimer

Reasonable efforts are used to include accurate and up-to date information in this catalogue. They may contain technical inaccuracies or typographical errors. We do reserve the rights to change the information without prior notification or any obligation. In no event will JVD or its subsidiaries be liable to any part for any damages whether direct or indirect, consequential, punitive or others for use of its contents.

HÔTELLERIE



SÈCHE-CHEVEUX



BOUILLOIRES



COFFRES-FORTS



MINIBARS



REPASSAGE PREMIUM



MIROIR



DIGIT SCALE



TORCHE



POUBELLES

COLLECTIVITÉS



RÉCEPTION



TROLLEY




MÉNAGÈRE



SÈCHE-MAINS



DISTRIBUTEURS DE SAVON



DÉSINSECTISEURS

SÈCHE-CHEVEUX



Designed and dedicated for hotel use, JVD hair dryers are manufactured to withstand rugged day-to-day use and to last the life of the installation. They are impact resistant, well-tested and certified, and offers high drying efficiency.

With the largest choice in design and colors, JVD offers the ultimate in style and convenience. Already the famous name with leading hotels worldwide and interior designers, a JVD hairdryer is the epitome of superior performance and luxurious design.

With many innovations and patents to JVD's name, the LighTouch® technology is yet another proprietary system available only in JVD hair dryers. Gripping the handle will turn on the hairdryer. The hairdryer will automatically turn off upon releasing the handle. There is no button to press and hold. It provides maximum guests comfort, convenience and the ultimate in safety convenience and the ultimate in safety.

 **LighTouch®**



8 22 1043



8 22 1330 BK



8 22 802



8 22 1142



8 22 1044



8 22 1043



8 22 1045



8 22 1140



8 22 1139

ALTEO PLUS

General Specifications

- Power 220-240V, 50/60Hz, 1875W
- LighTouch® power on/off system
- 2 airflow settings
- Ionic system
- 3 temperature & cold shot
- Spiral cord 40 cm extendable with plug
- Over-heating & circuit protection
- Removable filter for easy cleaning
- Removable nozzle
- Electrical insulation Class II

LighTouch®



FEATURES



LighTouch®
handle system



Ionic Care
for shiny and
frizz-free hair



Cold Shot
to set your style



Multiple airflow
and temperature
configuration



Removable Nozzle

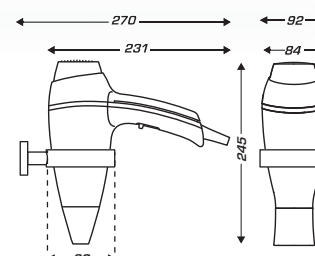


Removable fine
mesh hair filter

ALTEO SUPPORT

General Specifications

- Wall-mounted support
- Anti-theft fixation
- Good resistance against rust
- With cord holder
- Zinc alloy in chrome finishing



8 66 1269



REFERENCE	DESIGNATION	COLOR
822 1043 WH	Alteo Plus 1875W, ionic, curly cord 40cm	White
822 1044 BK	Alteo Plus 1875W, ionic, curly cord 40cm	Black
822 1045 SIL	Alteo Plus 1875W, ionic, curly cord 40cm	Silver
822 1139 CHR	Alteo Plus 1875W, ionic, curly cord 40cm	Chrome
822 1140 RM	Alteo Plus 1875W, ionic, curly cord 40cm	Matt Black
866 1269	Alteo Plus/lbiza wall-mounted holder, zinc alloy	Chrome



8 22 1141



8 66 1269



8 22 919



8 22 918



8 22 919 CHR

IBIZA PLUS

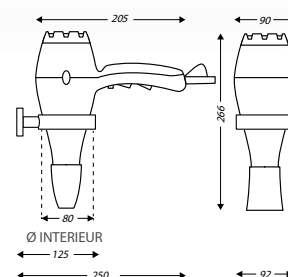
General Specifications

- Power 220-240V, 50/60Hz, 2200W
- Long-life AC motor
- Ionic system
- 2 airflow settings
- 3 temperature & cold shot
- Spiral cord 50 cm extendable with plug
- Over-heating & circuit protection
- Removable filter for easy cleaning
- Removable nozzle
- Electrical insulation Class II

IBIZA SUPPORT

General Specifications

- Wall-mounted support
- Anti-theft fixation
- Good resistance against rust
- With cord holder
- Zinc alloy in chrome finishing



IBIZA

General Specifications

- Power 220-240V, 50/60Hz, 1875W
- Long-life AC motor
- Ionic system
- 2 airflow settings
- 3 temperature & cold shot
- Straight cord 250 cm with plug
- Over-heating & circuit protection
- Removable filter for easy cleaning
- Removable nozzle
- Electrical insulation Class II

FEATURES



Convenient power switch



Ionic Care for shiny and frizz-free hair



Multiple airflow and temperature configuration



Cold Shot to set your style



Removable Nozzle



Removable fine mesh hair filter

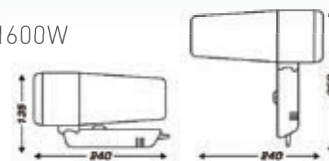
REFERENCE	DESIGNATION	COLOR
822 918 WH	Ibiza 1875W, ionic, straight cord 250cm	White
822 919 BK	Ibiza 1875W, ionic, straight cord 250cm	Black
822 919 CHR	Ibiza 1875W, ionic, straight cord 250cm	Chrome
822 1141 RM BK	Ibiza 2200W, ionic, curly cord 50cm	Soft Matt Black
8661269	Alteo Plus/Ibiza holder, zinc alloy	Chrome



LINEO DELUXE

General Specifications

- Power 220-240V, 50/60Hz, 1600W
- Foldable, hand-held
- Ionic system,
- 2 airflow settings
- 3 temperature & cold shot
- 50cm extendable spiral cord with plug
- Over-heating & circuit protection
- Removable back filter, removable front nozzle
- Electrical insulation Class II



LINEO STYLUS

General Specifications

- Power 220-240V, 50/60Hz, 2000W
- 50cm extendable spiral cord with plug



FEATURES



Convenient power switch



Multiple airflow and temperature configuration



Ionic Care for shiny and frizz-free hair



Cold Shot to set your style



Removable Nozzle



Removable fine mesh hair filter

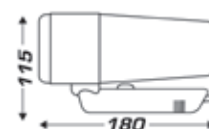
REFERENCE	DESIGNATION	COLOR
822 1329 WH	Lineo Deluxe 1600W, ionic, curly cord 50cm	White
822 1330 BK	Lineo Deluxe 1600W, ionic, curly cord 50cm	Black
822 1331 RM	Lineo Stylus 2000W, ionic, curly cord 50cm	Soft-matt Black
822 1332 BK	Lineo Stylus 2000W, ionic, curly cord 50cm	Black



CORAL FOLDABLE

General Specifications

- Power 220V~240V, 50/60Hz, 1600W
- Foldable, hand-held
- 3 drying settings including cold shot
- Slider power switch
- 40cm extendable spiral cord with plug
- Over-heating/ circuit protection
- Removable back filter
- Electrical insulation Class II



FEATURES



Convenient power switch



With 3 speed including cold shot



Cold Shot to set your style



Removable fine mesh hair filter

REFERENCE	DESIGNATION	COLOR
8 22 818 WH	Coral foldable 1600W, curly cord 40cm	White
8 22 827 BK	Coral foldable 1600W, curly cord 40cm	Black



BRITTONY

General Specifications

- Power 220-240V, 50/60Hz, 1600W
- LightTouch® power on/off system
- 2 airflow settings
- Ionic system
- 3 temperature & cold shot
- Spiral cord 40 cm extendable with plug
- Over-heating & circuit protection
- Removable filter and nozzle
- Electrical insulation Class II

LightTouch®



FEATURES



LightTouch®
handle system



Ionic Care
for shiny and
frizz-free hair



Cold Shot
to set your style



Multiple airflow
and temperature
configuration



Removable Nozzle



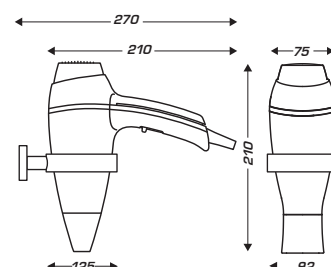
Removable fine
mesh hair filter



BRITTONY SUPPORT

General Specifications

- Wall-mounted support
- Anti-theft fixation
- Good resistance against rust
- With cord holder
- Zinc alloy in chrome finishing



REFERENCE	DESIGNATION	COLOR
822 1046 WH	Brittony 1600W, ionic, curly cord 40cm	White
822 1047 BK	Brittony 1600W, ionic, curly cord 40cm	Black
8221142 CHR	Brittony 1600W, ionic, curly cord 40cm	Chrome
822 1049 WH	Brittony 1600W, ionic, wall-mounted holder	White
822 1050 BK	Brittony 1600W, ionic, wall-mounted holder	Black
866 1220	Brittony wall-mounted holder, zinc alloy	Chrome

CLIPPER SC



General Specifications

- Power 220-240V, 50/60Hz, 1600W
- Hold button safety switch
- 3 drying settings including cold shot
- Spiral cord 40 cm extendable with plug
- Over-heating & circuit protection
- Removable nozzle
- Electrical insulation Class II

FEATURES



With safety
power button



With 3 speed
including
cold shot



Cold Shot
to set your style



Removable Nozzle

CLIPPER DC

REFERENCE	DESIGNATION	COLOR
822 191 WH	Clipper SC 1600W, curly cord 40cm	White
822 192 BK	Clipper SC 1600W, curly cord 40cm	Black
822 193 IV	Clipper SC 1600W, curly cord 40cm	Ivory
822 178 WH	Clipper SC 1600W, wall-mounted holder	White
822 179 BK	Clipper SC 1600W, wall-mounted holder	Black
822 180 IV	Clipper SC 1600W, wall-mounted holder	Ivory



REFERENCE	DESIGNATION	COLOR
822 203 WH	Clipper DC 1600W, curly cord 40cm	White
822 204 BK	Clipper DC 1600W, curly cord 40cm	Black
822 345 WH	Clipper DC 1600W, wall-mounted holder	White
822 346 BK	Clipper DC 1600W, wall-mounted holder	Black

OCEANIS DC



REFERENCE	DESIGNATION	COLOR
822 413 WH	Oceanis DC 1600W, wall-mounted holder	White
822 414 BK	Oceanis DC 1600W, wall-mounted holder	Black



REFERENCE	DESIGNATION	COLOR
822 403 WH	Oceanis PR Single Chrome, 1600W, dual shaver 115/230V	White
822 407 Bk	Oceanis PR Single Chrome, 1600W, dual shaver 115/230V	Black

OCEANIS PR

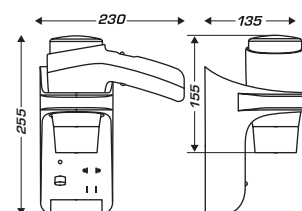
General Specifications

- Power 220-240V, 50/60Hz, 1600W
- Hold button safety switch
- 3 drying settings including cold shot
- Spiral cord 40 cm extendable
- Over-heating & circuit protection
- Removable nozzle
- Electrical insulation Class II

FEATURES



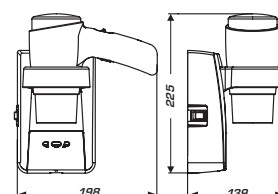
With dual voltage
shaver unit 115V/230V



CLIPPER EVO PR

General Specifications

- Power 220-240V, 50/60Hz, 1600W
- Hold button safety switch
- 3 drying settings including cold shot
- Spiral cord 40 cm extendable
- Over-heating & circuit protection
- Removable nozzle
- Shaver unit in dual voltage 115V/230V
- Electrical insulation Class II



REFERENCE	DESIGNATION	COLOR
822 802 WH	Clipper Evo PR, 1600W, dual shaver 115/230V	White
822 806 BK	Clipper Evo PR, 1600W, dual shaver 115/230V	Black
822 896 IV	Clipper Evo PR, 1600W, dual shaver 115/230V	Ivory

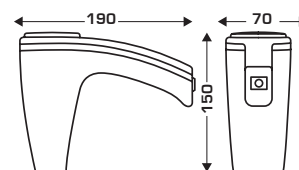


EDEN PLUS

General Specifications

- Power 220V~240V, 50/60Hz, 1200W
- LighTouch® power on/off system
- 3 drying settings including cold shot
- Spiral cord 40 cm extendable with plug
- Over-heating & circuit protection
- Removable filter for easy cleaning

LighTouch®



EDEN PLUS SUPPORT

General Specifications

- Wall-mounted support
- Anti-theft fixation
- Good resistance against rust
- With cord holder
- Zinc alloy in chrome finishing

FEATURES



LighTouch®
handle system



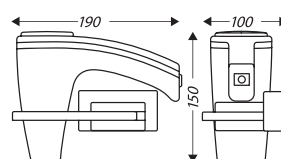
With 3 speed
including cold shot



Cold Shot
to set your style



Removable fine
mesh hair filter



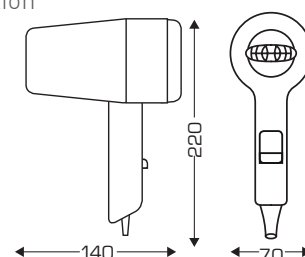
REFERENCE	DESIGNATION	COLOR
822 1068 WH	Eden Plus 1200W, curly cord 40cm	White
822 1069 BK	Eden Plus 1200W, curly cord 40cm	Black
822 1070 WH	Eden Plus 1200W, wall-mounted holder	White
822 1071 BK	Eden Plus 1200W, 3 settings, Wall-mounted	Black
866 1270	Eden Hair Dryer Holder, zinc alloy	Chrome



PICCOLO EVO

General Specifications

- Power 220-240V, 50/60Hz, 1200W
- Hold button safety switch
- 3 drying settings including cold shot
- Spiral cord 40 cm extendable with plug
- Over-heating & circuit protection
- Removable back filter
- Electrical insulation Class II



FEATURES

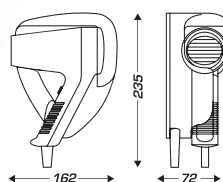


With safety
power button

With 3 speed
including
cold shot

Cold Shot
to set your style

Removable fine
mesh hair filter



PICCOLO EVO SUPPORT



REFERENCE	DESIGNATION	COLOR
822 816 WH	Piccolo Evo 1200W, curly cord 40cm	White
822 825 BK	Piccolo Evo 1200W, curly cord 40cm	Black
822 815 WH	Piccolo Evo 1200W, wall-mounted holder	White
822 824 BK	Piccolo Evo 1200W, wall-mounted holder	Black

HAIR DRYER POUCHES

Available in:

- Velvet with standard embroidery
- Non-woven with standard print

2 sizes available

- 310/310mm for Alteo & Ibiza
- 260/260mm for all other models
- Pouches with tie-string

REFERENCE	DESIGNATION	COLOR
240 2901 BK	Hair Dryer Pouch, non-woven, with print	Black
240 2902 WH	Hair Dryer Pouch, non-woven, with print	White
240 2903 BK	Alteo/Ibiza Pouch, non-woven, with print	Black
240 2904 WH	Alteo/Ibiza Pouch, non-woven, with print	White
240 2835 BEI	Hair Dryer Pouch, velvet with embroidery	Beige
240 2836 BK	Hair Dryer Pouch, velvet with embroidery	Black
240 2841 BK	Alteo/Ibiza Pouch, velvet with Embroidery	Black



2 402 902



2 402 901



2 402 835



2 402 836

PLATEAUX ET BOUILLOIRES



JVD offers a complete line of quality cordless kettles to meet the needs of Hoteliers. The kettles are produced with the highest quality food grade materials and components. They are also carefully designed for ease of cleaning and maximum heat transfer for fast boil.

JVD latest kettles are equipped with fast boiling controllers, concealed heating element, water level window, convenient 360° rotational base and hinge locking lids. And now, JVD kettles come in double-wall with spring assisted lid for extra guest safety when handling hot water.

With many innovations and patents to its name, the SwitchSafe® system is yet another proprietary system available only in JVD kettles. This patented system features special switch design to prevent short-circuit and unintended reboiling. This significantly enhances operational safety and prolongs kettle lifespan.

SwitchSafe®
SYSTEM



8 66 1341



8 66 1010



8 66 917 PH



MAESTRO NOIR



8 66 1341



8 66 1342



8 66 1343

DIVA 1.0L SAFETOUCH®

The JVD Diva features the world's first squircle shaped kettle. The unique design redefines the traditional lines of a kettle body and epitomises the very best of French creativity.

The Diva kettle boasts a robust construction of steel and therma-plastic double wall for the SafeTouch® element; maximum comfort and safety for the guests when handling boiled water.

With a polished chrome accented power switch and lid button complemented with a polish stainless steel spout and base, the JVD Diva is the ultimate luxury kettle for the perfect guest experience.

General Specifications

- Power 220V-240V, 1500W
- Capacity 1.0 litre
- SwitchSafe® power system
- SafeTouch® Double-wall construction
- Plastic outer body, S/S304 internal body
- 360° S/S water reservoir
- Concealed heating element
- Water level indicator
- With micro-fibre filter
- Double insulated electrical connections
- Auto turns off when boiled/empty
- Power pilot light
- Non-slip feet

FEATURES



SwitchSafe®
system



SafeTouch®
Double wall
insulation



Spring-assisted
lid



Easy to clean
removable
micro-fibre filter



Wide opening
permits easy
cleaning



illuminated
power switch



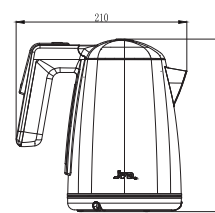
Easy to view
water level
window



Fixation kettle
to main tray



The cord can be
wrapped
around the base



Tray Fixation

Diva can be fixed to JVD amenity trays for greater aesthetics, convenience and deters theft.

REFERENCE	DESIGNATION	COLOR
866 1341 BK	Diva SafeTouch Kettle, 1.0 litre, 1500W	Black
866 1342 WH	Diva SafeTouch Kettle, 1.0 litre, 1500W	White
866 1343 PH	Diva SafeTouch Kettle, 1.0 litre, 1500W	S/S clad

DUCHESSE COMPACT



8 66 758



8 66 759



8 66 760

General Specifications

- Power 220V-240V, 800W
- Capacity 0.6 litre
- SwitchSafe® power system
- Concealed heating element
- 360° water reservoir
- Auto turns off when boiled/empty
- Power pilot light



Tray Fixation

Duchesse can be fixed to JVD amenity trays for greater aesthetics, convenience and deters theft.

FEATURES



SwitchSafe®
system



Wide opening
permits easy
cleaning



illuminated
power switch



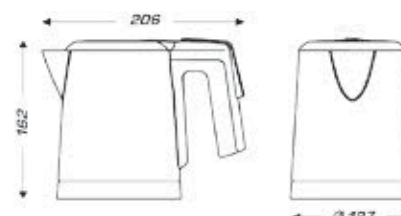
The cord can be
wrapped
around the base



Fixation kettle
to main tray



REFERENCE	DESIGNATION	COLOR
866758 WH	Duchesse Switchsafe Kettle, 0.6 litre, 800W	White
866759 BK	Duchesse Switchsafe Kettle, 0.6 litre, 800W	Black
866760 IV	Duchesse Switchsafe Kettle, 0.6 litre, 800W	Ivory





8 66 1010



8 66 1011



8 66 1013

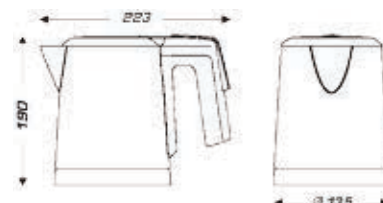


8 66 1015

DUCHESSE 0,8L - 1L

General Specifications

- Power 220V-240V, 1250W
- Capacity 0.8 & 1.0 litre
- SwitchSafe® power system
- Concealed heating element
- 360° water reservoir
- Auto turns off when boiled/empty
- Power pilot light



REFERENCE	DESIGNATION	COLOR
866 1010 WH	Duchesse Kettle, 0.8 litre, 1250W	White
866 1011 BK	Duchesse Kettle, 0.8 litre, 1250W	Black
866 1012 IV	Duchesse Kettle, 0.8 litre, 1250W	Ivory

FEATURES



SwitchSafe®
system



Easy to clean
removable
micro-fibre filter



Wide "mouth"
permits
easy cleaning



illuminated
power switch



Easy to view
water level
window



The cord can be
wrapped
around the base

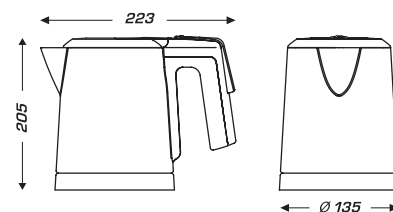


Fixation kettle
to main tray



Tray Fixation

Duchesse can be fixed to JVD amenity trays for greater aesthetics, convenience and deters theft.



REFERENCE	DESIGNATION	COLOR
866 1013 WH	Duchesse Kettle, 1.0 litre, 1250W	White
866 1014 BK	Duchesse Kettle, 1.0 litre, 1250W	Black
866 1015 IV	Duchesse Kettle, 1.0 litre, 1250W	Ivory



8 66 377

ZENITH 0.8L - 1L

General Specifications

- Power 220V-240V, 1250W
- Capacity 0.8 & 1.0 litre
- Concealed heating element
- 360° water reservoir
- Water indicator
- Power pilot light
- Auto turns off when boiled/empty

FEATURES



Fixation kettle
to main tray



Wide "mouth"
permits
easy cleaning



Illuminated
power switch



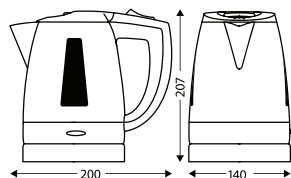
Easy to view
water level
window



The cord can be
wrapped
around the base



8 66 376



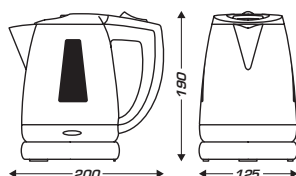
8 66 411

REFERENCE	DESIGNATION	COLOR
866375 WH	Zenith Kettle, 0.8 litre, 1250W	White
866376 IV	Zenith Kettle, 0.8 litre, 1250W	Ivory
866377 BK	Zenith Kettle, 0.8 litre, 1250W	Black



Tray Fixation

Zenith can be fixed to JVD amenity trays for greater aesthetics, convenience and deters theft.



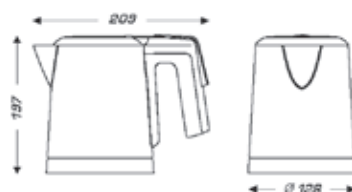
8 66 413



REFERENCE	DESIGNATION	COLOR
866411 WH	Zenith Kettle, 1.0 litre, 1250W	White
866412 IV	Zenith Kettle, 1.0 litre, 1250W	Ivory
866413 BK	Zenith Kettle, 1.0 litre, 1250W	Black



8 66 915



REFERENCE	DESIGNATION	COLOR
866 914 MT	Duchesse SS 0.8 litre, 1250W, Stainless Steel	Matt
866 915 PH	Duchesse SS 0.8 litre, 1250W, Stainless Steel	Polish



8 66 917



8 66 916

DUCHESSE SS 0.8L & 1L

General Specifications

- Power 220V-240V, 1250W
- Capacity 0.8 litre & 1 litre
- Patented SwitchSafe® power system
- Concealed heating element
- 360° stainless steel water reservoir
- Auto turns off when boiled or empty
- Power pilot light

FEATURES



SwitchSafe®
system



Wide opening
permits easy
cleaning



illuminated
power switch



The cord can be
wrapped
around the base

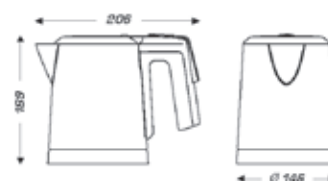


Fixation kettle
to main tray



Tray Fixation

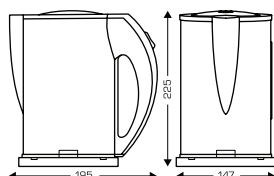
Duchesse SS can be fixed to JVD amenity trays for greater aesthetics, convenience and deters theft.



REFERENCE	DESIGNATION	COLOR
866 916 MT	Duchesse SS 1.0 litre, 1250W, Stainless Steel	Matt
866 917 PH	Duchesse SS 1.0 litre, 1250W, Stainless Steel	Polish



8 66 690 PH



REFERENCE	DESIGNATION	COLOR
866 689 MT	Acme 1.0 litre, 1100W, stainless steel	Matt
866 690 PH	Acme 1.0 litre, 1100W, stainless steel	Polish

ACME SS 1.0L

General Specifications

- Power 220V-240V, 1100W
- Capacity 1.0 litre
- Concealed heating element
- 360° stainless steel water reservoir
- Auto turns off when boiled or empty
- Stainless steel polish & matt finish

FEATURES



Wide opening
permits easy
cleaning



The cord can be
wrapped
around the base



Fixation kettle
to main tray



Tray Fixation

Acme can be fixed to JVD amenity trays for greater aesthetics, convenience and deters theft.



8 66 2022 LP-MT



866 2022 LP-PH

PRESTO SS 1.0L

General Specifications

- Power 220-240V, 1500W-1785W
- Capacity 1.0 litre
- Concealed heating element
- 360° stainless steel water reservoir
- Auto turns off when boiled or empty
- Power pilot light
- Removable water filter
- Available in matt and polish stainless steel

FEATURES



Easy to clean
removable
micro-fibre filter



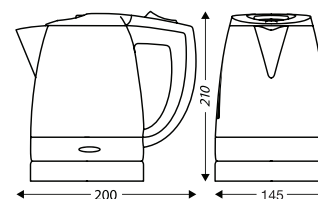
Wide opening
permits easy
cleaning



The cord can be
wrapped
around the base



Easy to view
water level
window



REFERENCE	DESIGNATION	COLOR
866 2022 LP-MT	Presto SS 1.0 litre, 1500W-1785W, Stainless Steel	Matt
866 2022 LP-PH	Presto SS 1.0 litre, 1500W-1785W, Stainless Steel	Polish



8 66 1016

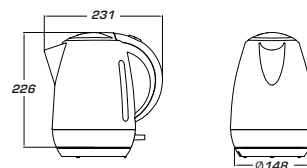


8 66 1017

MERIDIEN 1.7L

General Specifications

- Capacity 1.7 litre
- Power 220V-240V, 1850W
- Concealed heating element
- 360° water reservoir
- Auto turns off when boiled or empty
- Power pilot light
- Black with stainless steel trimming



FEATURES



Wide opening
permits easy
cleaning



illuminated
power switch



Easy to view
water level
window

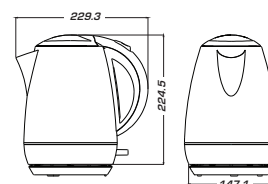


The cord can be
wrapped
around the base

SOMMET SS 1.7L

General Specifications

- Power 220-240V, 1850W
- Capacity 1.7 litre
- Concealed heating element
- 360° stainless steel water reservoir
- Auto turns off when boiled or empty
- Power pilot light
- Stainless Steel body



REFERENCE	DESIGNATION	COLOR
8661016-BK	Méridien Kettle, 1.7 litre, 1850W	Black
8661017 MT	Sommet Kettle, 1.7 litre, 1850W	S/S Matt



Simple Usage:

Add the de-scaling powder into the kettle for a boil for regular wash and to remove stubborn stains.

JVD KETTLE DESCALING POWDER

General Specifications

- Odourless
- 100% biodegradable
- Non-toxic, natural citrique acide
- Simple usage
- Remove stubborn stains.
- 400gm tub
- Spoon provided inside

REFERENCE	DESIGNATION	COLOR
888 357	Descaling powder	White




MAESTRO

General Specifications

- High quality melamine trays
- Heat and stain resistant
- Available in black, white and ivory
- Main : H27/W197/L395mm
- Cup with Saucer : H105/L20mm
- Cup capacity 300ml

REFERENCE	DESIGNATION	COLOR
866 1162	Maestro Main Tray	Black
866 1163	Maestro Main Tray with fixation hole	Black
866 1164	Maestro Cup and Saucer	Black




REFERENCE	DESIGNATION	COLOR
866 1159	Maestro Main Tray	Ivory
866 1160	Maestro Main Tray with fixation hole	Ivory
866 1161	Maestro Cup and Saucer	Ivory



Optional Main tray with fixation to kettle.
Fittable to all Duchesse, Zenith, Acme & Diva kettles.

REFERENCE	DESIGNATION	COLOR
866 1156	Maestro Main Tray	White
866 1157	Maestro Main Tray with fixation hole	White
866 1158	Maestro Cup and Saucer	White

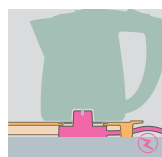


ZEN LINE II

General Specifications

- High quality melamine trays
- Heat and stain resistant
- Available in black, white and ivory
- Main tray H25/W298/L377mm
- Service tray H10/W155/L295mm
- Sachet tray H49/W144/L215mm
- Small Sachet tray H49/W115/L152mm

REFERENCE	DESIGNATION	COLOR
866885	Zen Line II Main Tray,	White
866886	Zen Line II Main Tray with kettle fixation	White
866887	Zen Line II Service Tray,	White
866383	Zen Line II Sachet Tray, 5 compartments	White
866384	Zen Line II Sachet Tray, 4 compartments	White
866888	Zen Line II Main Tray,	Ivory
866889	Zen Line II Main Tray with kettle fixation	Ivory
866890	Zen Line II Service Tray,	Ivory
866388	Zen Line II Sachet Tray, 5 compartments,	Ivory
866389	Zen Line II Sachet Tray, 4 compartments	Ivory



Kettle Fixation

Designed for fixation with JVD kettles; for aesthetics, convenience and anti-theft



REFERENCE	DESIGNATION	COLOR
866891	Zen Line II Main Tray	Black
866892	Zen Line Main Tray with fixation hole	Black
866893	Zen Line Service Tray	Black
866393	Zen Line Sachet Tray 5 compartments	Black
866394	Zen Line Small Sachet Tray 4 compartments	Black

ZEN LINE II SQUARE

General Specifications

- Small enough for compact storage
- Square design
- Main tray H25/W302/L302mm
- Available with kettle fixation and in black only



REFERENCE	DESIGNATION	COLOR
866892-M1	Zen Line II Square Main with kettle fixation	Black



VOYAGER

General Specifications

- High quality melamine trays
- Heat and stains resistant
- Available in black, white and ivory
- Main : H25/W330/L400mm
- Service : H17/W145/L315mm
- Sachet : H50/W100/L100mm



REFERENCE	DESIGNATION	COLOR
866 163	Voyager Main Tray	White
866 164	Voyager Service Tray	White
866 165	Voyager Sachet Tray	White
866 064	Voyager Main Tray	Ivory
866 065	Voyager Service Tray	Ivory
866 066	Voyager Sachet Tray	Ivory
866 074	Voyager Main Tray	Black
866 075	Voyager Service Tray	Black
866 076	Voyager Sachet Tray	Black

CHARME

General Specifications

- Quality PU leatherite
- Available in black and beige colors
- Main : H32/W290/L400mm
- Sachet : H63/W83/L161mm

REFERENCE	DESIGNATION	COLOR
866 1018	Charme Main Tray, PU leatherite	Black
866 1020	Charme Sachet Tray, PU leatherite	Black
866 1019	Charme Main Tray, PU leatherite	Beige
866 1021	Charme Sachet Tray, PU leatherite	Beige





Technical data

Power supply : 230V, 50/60Hz, 1100W
 Dimensions : H290 x W140 x D370 mm
 Weight : 3.3 Kg
 Manual capsule insertion and ejection
 19 bar pump for constant pressure
 Removable water tank : 0.85 litre
 Water tank : Transparent, NAS30, FDA
 "Housing : Thermoplastic ABS"
 Used capsule drawer capacity : 12
 Duration to heat up water: 40 sec
 Adjustable temperature and volume
 Coffee Dispensing :
 Small cup 40ml / Big cup 100ml
 Tea/Hot chocolate Dispensing :
 Small cup 100ml / Big cup 130ml

REFERENCE	DESIGNATION	COLOR
866 1348	Corsetto Capsule Machine	Black
888 1355	Royal Intenso Coffee Capsule	Black
888 1357	Royal Lungo Coffee Capsule	Yellow
888 1356	Royal Breakfast Tea Capsule	Red
888 1358	Royal Hot Chocolate Capsule	Brown

* Product names, logos, brands and trademarks™ or registered® trademarks are the property of their respective holders. Use of them does not imply any affiliation with or endorsement by them. It is for reference only and serves no other purposes.

CORSETTO COFFEE MACHINE

Exuding style, variety and prestige in all guestrooms, the CORSETTO capsule machine is designed to provide delightful beverages for its guests in their own comfort. Besides being compatible with Nespresso®* coffee capsules, the machine can also be paired with Royal beverage capsules.

The CORSETTO is compact and simple to use. There is no guesswork. It is convenient, efficient and prepares beverages quickly, at the touch of a button.

The specially manufactured beverages are already pre-packed into capsules. Guest chooses the beverage and inserts capsule into the machine for dispensing. The whole process is simple, neat and efficient.



ROYAL BEVERAGE CAPSULES NESPRESSO®* COMPATIBLE

Following the selection of the best ingredients worldwide, manufacturing processes from roasting, blending, grinding to packaging are managed by sophisticated electronic systems to ensure high quality control. The capsules are vacuum sealed to ensure the aroma and flavour are kept at its best and to retain the freshness.

The 4 popular selections are :

- Royal Intenso coffee capsules (30% Arabica/70% Robusta, Italy)
- Royal Lungo coffee capsules (100% Arabica, Italy)
- Royal Breakfast Tea Capsule
- Royal Hot Chocolate Capsule



In-room security is serious business ... You need a Serious Partner

Today, more than ever, your business guests would expect the best combination of both security and convenience. JVD digital in-room safes exceed expectations. JVD safes are powered by the most advanced processors; engineered and built to provide maximum security for hotel guests. They are built to withstand rugged day-to-day use and to last the life of the installation. They are user-friendly and yet offer one of the most secured systems in today's room safe security. It is a long-term investment in quality.

Every hotel's needs and circumstances are uniquely its own. With more than 30 years of experience in providing solutions to the hospitality industry, JVD knows and understands these differences and has taken them fully into consideration in our designs. But the ability to meet your needs go beyond recommending hardware. JVD safes bring you a number of impressive benefits, offers a better way to further extend your services to your valued guests.

JVD hospitality difference

JVD builds its future by safeguarding Quality, Competitiveness and the French know-how. Our focus on serving the hospitality institutions throughout our 30 years of proven leadership has seen JVD products installed throughout the world.

JVD global support

JVD support goes far beyond the right products. Headquartered in France, JVD's manufacturing concerns, subsidiaries and distribution network is globally extensive. You will feel secure with the knowledge that the finest equipment is supported by a professional network of subsidiaries and trained Distributors.



CUSTODIAN SAFE



General Specifications

- Laptop: H200/ W420/ D370mm
- Code locking (4 to 6 digits)
- Power: 4 x 1.5V AA cells
- 20mm diameter double bolt lock
- Anti-tamper labyrinth
- Push button lighted keypad buttons
- LED lighted display, Buzzer
- Inside light
- Mechanical override available
- Electronic override by Custodian Service Unit (CSU)
- Security lock-out function
- Audit trail
- Fastening: 4 bolts at base 2 bolts at back
- Powder coated in Black

Dimensions

CS 200 Laptop Safe
Ext: H200/ W420 / D370mm
Int: H195/ W415 / D310 mm

Custodian Service Unit for :

Electronic emergency openings
No battery openings
Audit functions



REFERENCE	DESIGNATION	COLOR
CS 200 LPT-BK	Custodian Laptop H200/W420/D370mm	Black

TRUSTEE II SAFE

Simplicity at its best

JVD Trustee Safe is a testimony of JVD continuous development in good technology and new techniques to further enhance the pleasure and safety in in-room security.

The Trustee safes are powered by advance electronic system engineered to provide maximum security and convenience. Dual 20mm diameter locking bolts, anti-tamper labyrinth, security lock-out and audit trail are just some of the security features that offer users' the peace-of-mind.

Flexible code locking of between 4 to 6 digits, user-friendly push button keypad and buzzer, internal light using the latest LED strip with double LED; all these features had made the Trustee a luxurious amenity for the guests.

The Trustee safes are available in both laptop and compact dimensions, making it the most affordable luxurious in-room safe in the market.



Dimensions

TS II - 195 Compact Safe

Ext. : H195/ W355/ D270mm

Int. : H185/ W350/ D200mm

TS II - 195 Laptop Safe

Ext. : H195/ W355/ D430mm

Int. : H185/ W350/ D360mm

Prolog Service Unit for:

Electronic emergency openings

No battery openings

Audit functions

General Specifications

- Code locking (4 to 6 digits)
- Power : 4 x 1.5V AA cells
- 20mm diameter double bolts lock
- Anti-tamper labyrinth
- Push button keypad, LED display
- Buzzer on buttons and functions
- Non-volatile memory system
- Mechanical override available
- Electronic override by Prolog Service Unit (PSU)
- Security lock-out function
- Lock-out of 15 minutes
- Audit trail of last 200 past events
- Internal outlet charging - optional
- Standard colors: Black, White
- Fastening: 4 bolts at base 2 bolts at back



REFERENCE	DESIGNATION	COLOR
TS II - 195 CMP-BK	Trustee Safe, compact H195/ W355/ D270mm	Black
TS II - 195 CMP-WH	Trustee Safe, compact H195/ W355/ D270mm	White
TS II - 195 LPT-BK	Trustee Safe, laptop H195/ W355/ D430mm	Black
TS II - 195 LPT-WH	Trustee Safe, laptop H195/ W355/ D430mm	White

ICONIC PLUS



General Specifications

- Code locking (4 to 6 digits)
- Power: 4 x 1.5V AA cells (AC optional)
- 20mm diameter double bolt lock
- Anti-tamper labyrinth
- Push button lighted keypad buttons
- LED lighted display, Buzzer
- Inside light LED strip double light
- Mechanical override available
- Electronic override by Prolog Service Unit (PSU)
- Security lock-out function
- Audit trail of last 200 past events
- Internal outlet charging - optional
- Standard colors: Black, White
- Fastening: 4 bolts at base 2 bolts at back

REFERENCE	DESIGNATION	COLOR
ITO Plus 130-BK	Iconic Plus, laptop 15", H130/ W400/ D350mm	Black
ITO Plus 130-WH	Iconic Plus, laptop 15", H130/ W400/ D350mm	White
ITO Plus 130 SLPT-BK	Iconic Plus, laptop 17", H130/ W460/ D350mm	Black
ITO Plus 130 SLPT-WH	Iconic Plus, laptop 17", H130/ W460/ D350mm	White

Aesthetic, Stylish & Functional

The stylish and functional Iconic Plus top open safe from JVD is yet another testimony of JVD continuous development in good technology and new techniques to further enhance the pleasure and safety of in-room security.

Like all JVD safes, the JVD Iconic Plus top open safe is user-friendly and easy-to-manage with JVD proprietary Service Unit. The Service Unit is menu-driven; no 'guesswork', no complicated procedures when performing emergency openings. It is non-volatile and does not require charging. It performs audit trail and it is essentially a **Complete System**. By connecting the Service Unit to the safe, it immediately provides external power to an otherwise lock safe (with no battery power). Optional purpose-built Service Unit bag for easy handling and convenient storage.



Dimensions

ITO Plus - Laptop 15"

Ext. : H130/ W400/ D350mm

Int. : H70/ W395/ D342mm

ITO Plus - Laptop 17"

Ext. : H130/ W460/ D350mm

Int. : H70/ W455/ D342mm

Prolog Service Unit for:

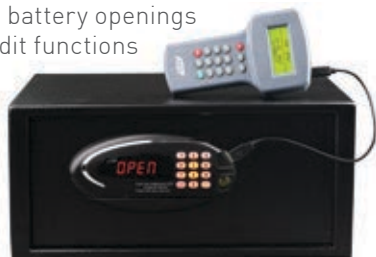
Electronic emergency openings
No battery openings
Audit functions



GUARDIAN PLUS



Prolog Service Unit for:
Electronic emergency openings
No battery openings
Audit functions



General Specifications

- Code locking (4 to 6 digits) & card locking
- Power: 4 x 1.5V AA cells (AC optional)
- 20mm diameter double bolt lock
- Anti-tamper labyrinth
- Push button, lighted keypad panel
- LED display, buzzer
- Inside light LED strip double light
- Mechanical override available
- Electronic override by Prolog Service Unit (PSU)
- Security lock-out function
- Audit trail of last 200 past events
- Internal outlet charging - optional
- Standard colors: Black, White
- Fastening: 4 bolts at base 2 bolts at back

Dimensions

GSC Plus - 230 LPT Safe
Ext: H230/W430/D410mm
Int: H220/W425 /D310mm

GSC Plus - 230 SLPT Safe
Ext: H230/W430/D500mm
Int: H220/W425/D400mm



Card locking

REFERENCE	DESIGNATION	COLOR
GSC Plus - 230 LPT - BK	Guardian Plus Laptop H230/W430/D410mm	Black
GSC Plus - 230 LPT - WH	Guardian Plus Laptop H230/W430/D410mm	White
GSC Plus - 230 SLPT - BK	Guardian Plus Superlaptop H230/W430/D500mm	Black
GSC Plus - 230 SLPT - WH	Guardian Plus Superlaptop H230/W430/D500mm	White

GUARDIAN FLOOR



Dimensions
GSC Plus - 535 Floor Safe
Ext: H535/W400/D480mm
Int: H525/W395/D375mm

REFERENCE	DESIGNATION	COLOR
GSC Plus - 535 Floor - BK	Guardian Plus Floor H535/W400/D480mm	Black
GSC Plus - 535 Floor - WH	Guardian Plus Floor H535/W400/D480mm	White

GUARDIAN DRAWER



Dimensions
GDS Plus - 210 Drawer Safe
Ext: H210/W430/D480mm
Int: H148/W332/D348mm

REFERENCE	DESIGNATION	COLOR
GDS Plus-210-BK	Guardian Plus Drawer H210/W430/D480mm	Black
GDS Plus-210-WH	Guardian Plus Drawer H210/W430/D480mm	White

LEGACY



General Specifications

- Locking by 4 to 6 digits or by Card
- Power 4 x 1.5V AA cells (AC optional)
- 20mm diameter double bolts lock
- Anti-tamper labyrinth
- Push button lighted keypad, LED display
- Inside light
- Buzzer on buttons and functions
- Non-volatile memory system
- Mechanical override available
- Electronic override by Legacy Service Unit
- Security lock-out after 4 failed attempts
- Lock-out of 15 minutes
- Audit trail of last 1000 past events
- Internal outlet charging - optional
- Standard colors: Black
- Fastening: 4 bolts at base 2 bolts at back

Dimensions

LSC 230 LPT Safe

Ext: H230/W430/D410mm

Int: H220/W425/D310mm

Leading the standards....

The JVD Legacy safe is leading the standards with a 1,000 audit events. Legacy Service Unit accepts multiple programmable codes.

Legacy Service Unit is easy to use, with no complicated procedures. It is non-volatile and requires no charging. It is a Complete System as it supports the safe with external power.

Emergency openings can be swiftly and professionally carried out even when the safe is without battery power.



Card locking



Optional laptop charger at back of safe

Legacy Service Unit for:

- Electronic emergency openings
- No battery openings
- Audit functions



REFERENCE	DESIGNATION	COLOR
LSC 230 LPT-BK	Legacy Laptop H230/W430/D410mm	Black



FEATURES	CUSTODIAN	TRUSTEE II	GUARDIAN PLUS	LEGACY	ICONIC PLUS
Power 4AA (AC optional)	Yes	Yes	Yes	Yes	Yes
User Operations:	4~6 digits	4~6 digits	4~6 digits & Card	4~6 digits & Card	4~6 digits
Keypad Panel	Push button	Push button	Push button	Push button	Push button
Double solid bolts	Yes	Yes	Yes	Yes	Yes
Tone/Buzzer	Yes	Yes	Yes	Yes	Yes
Internal LED light	Yes	Yes	Yes	Yes	Yes
Anti-tamper labyrinth	Yes	Yes	Yes	Yes	Yes
Electronic Opening	Yes	Yes	Yes	Yes	Yes
Mechanical Key Override	Yes	Yes	Yes	Yes	Yes
Spring loaded door	Optional	Optional	Optional	Optional	Optional
Audit events	100	200	200	1,000	200
Service Unit/Prolog functions:					
Electronic Emergency Opening	Yes	Yes	Yes	Yes	Yes
No battery opening	Yes	Yes	Yes	Yes	Yes
Audit trail; view & print-out	Yes	Yes	Yes	Yes	Yes

SAFE DEPOSIT BOXES



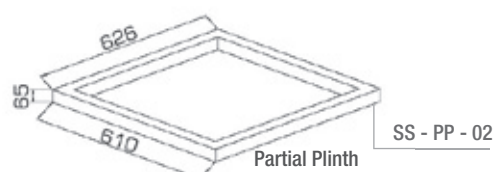
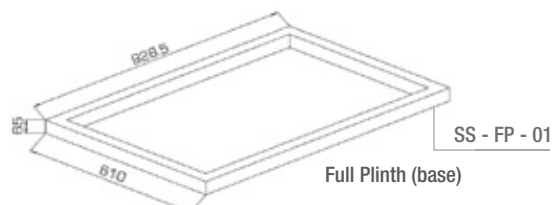
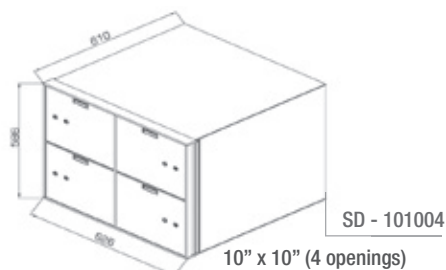
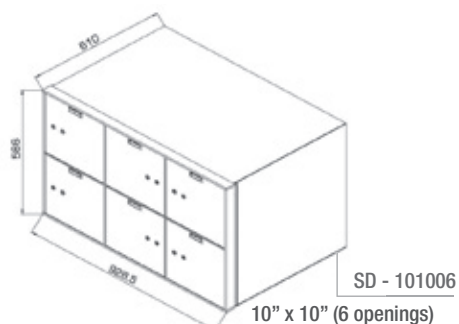
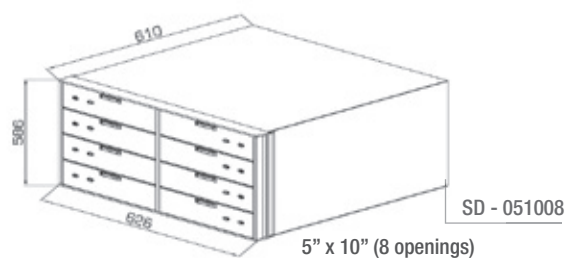
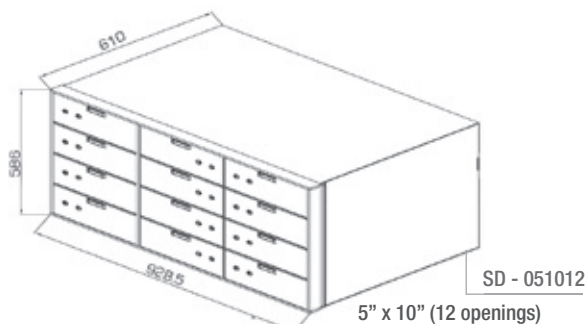
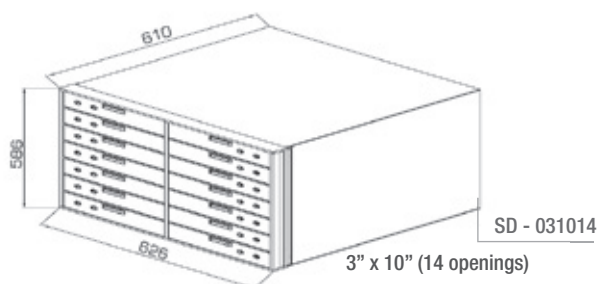
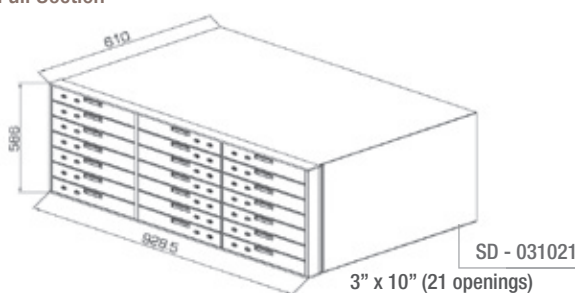
Full Section

JVD safe deposit boxes are attractively designed for free standing installation in secured rooms of hotel lobbies. With stainless steel doors and stainless steel clad construction, they are well designed to offer safe-keeping of guest valuables. Being available in full or partial sections, placement within the room becomes flexible.

Each locker is fitted with a high security dual control lock; a custodian key and a renter key. Both keys must be used together to open the box. Each locker has an internal lockable inner metal container equipped with a hasp and staple to accept renter's own padlock.



Horizontal Partial Sections



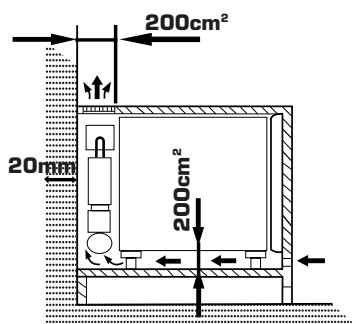
MINIBARS THERMO-ABSORBANTS

JVD minibars are completely silent during operations. This means your guests, even the lightest sleepers, enjoy maximum comfort. JVD minibars are available in different capacities to suit your cabinet fittings. They come complete with LED interior lighting as well as quality lock. They are engineered and built to last. Purchasing a JVD silent minibar is a long-term investment in quality. Every one is built to withstand rugged, day-to-day use and to last the life of the installation.

Ventilation Requirement

When integrating the minibar into your hotel room cabinet, it is important to note that the minibar requires air ventilation inlet and outlet for best cooling performance. Below chart shows you the necessary channel for air circulation. The surrounding area of the minibar must have unhindered airflow.

To get the best performance the minibar needs at least 200cm² free air inlet and this space should be kept until the air outlet. The rear of the minibar should be at least 20mm clear.



Utilising the most advanced thermo-absorption technology, TA minibars achieve a completely silent minibar system with absolutely no ammonia gas compound. It's complete CFC free and contains environmentally friendly, no odour, non-toxic gas which results in long lasting and quick cooling performance.



TA25-GD

TA25 MINIBAR CAPACITY 25 L



TA25

General Specifications

- Thermo-absorption system
- Power 220~240V, 65W, 0.37kWh/24hrs
- Low energy consumption
- Automatic defrosting, quality lock included
- Interior LED, adjustable tempered glass shelf
- All round magnetic door insulation
- Reversible door
- Silent operation without vibration and noise
- CFC-free

Dimensions

- Solid door H450/W403/D352mm
- Glass door H450/W403/D343mm



REFERENCE	DESIGNATION	COLOR
TA25-BK	TA25 thermo-absorption, 25L, solid foam door	Black
TA25-GD-BK	TA25 thermo-absorption, 25L, glass door	Black

MINIBARS THERMO-ABSORBANTS LOW ENERGY CONSUMPTION



TA30/TA40/ TA50

General Specifications

Capacity

	TA30	TA40	TA50
Capacity	30 L	40L	50L
• Thermo-absorption	✓	✓	✓
• Silent operations	✓	✓	✓
• Automatic defrosting	✓	✓	✓
• Internal LED light	✓	✓	✓
• Quality lock included	✓	✓	✓
• Adjustable shelf	✓	✓	✓
• Reversible door	✓	✓	✓
• No Ammonia compound	✓	✓	✓
• CFC-free	✓	✓	✓

ENERGY CONSUMPTION :	TA30	TA40	TA50
• Power 220~240V	65W	65W	70W
• Per /24 hrs	0.39kWh	0.26kWh	0.5kWh

DIMENSIONS (MM)	TA30	TA40	TA50
Height (solid/glass)	H475/475	H545/545	H545/545
Width (solid/glass)	W381/381	W403/403	W403/403
Depth (solid/glass)	D446/442	D436/431	D487/482



TA50 GD



TA40

REFERENCE	DESIGNATION	COLOR
TA30-BK	TA30 thermo-absorption, 30L, solid foam door	Black
TA30 GD-BK	TA30 thermo-absorption, 30L, glass door	Black
TA40-BK	TA40 thermo-absorption, 40L, solid foam door	Black
TA40 GD-BK	TA40 thermo-absorption, 40L, glass door	Black
TA50-BK	TA50-BK thermo-absorption, 50L, solid foam door	Black
TA50 GD-BK	TA50 GD-BK thermo-absorption, 50L, glass door	Black

MINIBARS HEAT-ABSORBANTS



DR28 N



DR28 N



FD30/40



FD40 GD

General Specifications Capacity

	DR28N 28L	FD30 30L	FD40 40L
• Heat-absorption	✓	✓	✓
• Silent operations	✓	✓	✓
• Automatic defrosting	✓	✓	✓
• Internal LED light	✓	✓	✓
• Quality lock included	✓	✓	✓
• Adjustable shelf	✓	✓	✓
• Reversible door	✓	✓	✓
• Magnetic door insulation	✓	✓	✓
• CFC-free	✓	✓	✓
• Power 220~240V 60W	✓	✓	✓

DR28 N (Solid Door)

- Power 220~240V 60W 0.75kWh
- Dimensions H440/W400/D390mm

FD30 (Solid/Glass Door)

- Power 220~240V 60W 0.75kWh/1.0kWh
- Dimensions H510/W380/D430mm

FD40 (Solid/Glass Door)

- Power 220~240V 60W 0.8kWh/1.1kWh
- Dimensions H545/W435/D455mm



REFERENCE	DESIGNATION	COLOR
DR28N-BK	DR28, heat-absorption, 28L, solid foam door	Black
FD30-SCB-BK	FD30 heat-absorption, 30L, solid foam door	Black
FD30 GD-SCB-BK	FD30 heat-absorption, 30L, glass door	Black
FD40-SCB-BK	FD40 heat-absorption, 40L, solid foam door	Black
FD40 GD-SCB-BK	FD40 heat-absorption, 40L, glass door	Black

DR50N MINIBARS HEAT-ABSORBANTS



General Specifications

Capacity 50 L

Heat-absorption system

- Dimensions H570/W455/D480mm
- Capacity 50 Litres
- Automatic defrosting
- Adjustable temperature thermostat
- All round magnetic door insulation
- Interior LED, adjustable shelf
- Quality lock included
- Reversible door
- CFC-free

Energy Consumption Per /24hrs :

- Power 220-240V60W
- Solid door 1.1 kWh/24hrs
- Glass door 1.4 kWh/24hrs

REFERENCE	DESIGNATION	COLOR
DR 50N-BK	DR50N heat-absorption, 50L, solid foam door	Black
DR 50N GD-BK	DR50N heat-absorption, 50L, glass door	Black

MINIBAR COMPRESSEUR



General Specifications

Capacity 40 L

Smart Silent Compressor system

- Solid door dimension H565/W402/D500mm
- Glass door dimension H565/W402/D490mm
- Glass door with 3-ply tempered glass
- Automatic defrosting, interior LED light
- Adjustable shelves, quality lock included
- Power Supply 220V-240V, 50Hz, 51W
- Low energy consumption:
 - Solid door : A+++ 0.135KWh/24 hrs
 - Glass door : A++ 0.215KWh/24 hrs
- Refrigerant R600a, blowing agent Cyclopentane
- With cold plate, eutectic technology
- With fast cooling option



REFERENCE	DESIGNATION	COLOR
CPE40-BK	CPE40 compressor, 40L, solid foam door	Black
CPE40 GD-BK	CPE40 compressor, 40L, glass door	Black

REPASSAGE PREMIUM

JVD offers premium quality ironing products. It is a long-term investment in quality and safety. The products are specifically designed for hotel use with purpose-built irons, iron holders, board holders, iron caddy and heavy duty ironing boards. They are practical, highly efficient, and designed for the comfort of guest usage and ease of hotel operator's maintenance.

Above all, the JVD Warranty ensures premium quality, maximum reliability and offers responsible support throughout our extensive distribution network.



VENUS II



General Specifications

- Power 220V-240V 50/60Hz 1250W
- Automatic power off system;
- Horizontal after 30 seconds, vertical after 8 minutes
- Self cleaning function, fabric guide indicator
- Teflon-coated sole-plate
- Dry/Steam/Spray/Burst functions
- Spray capacity: 0.4~0.7g/mins
- Steam capacity: 10~16g/mins
- Powerful burst steam capacity: 0.4~0.7g/mins
- Water capacity: Maximum 250ml
- With JVD 'Smart-Wrap' velcro

REFERENCE	DESIGNATION	COLOR
8 66 922	Venus II Iron, 1250W, teflon soleplate	Smoky Blue



JVD 'Smart-Wrap' velcro keeps power cords safer and organized

VIVO II & VINCI

General Specifications

- Power 220V-240V 1600W/2000W/2200W
- Automatic power off system;
- Horizontal after 30 seconds, vertical after 8 minutes
- Anti-drip, anti-calc, self cleaning function
- Fabric guide indicator
- Stainless steel & Ceramic sole-plates
- Dry/Steam/Spray/Burst functions
- Spray capacity: 0.4~0.7g/mins
- Steam capacity: 10~20g/mins
- Powerful burst steam capacity: 0.4~0.7g/mins
- Water capacity: Maximum 300ml
- With JVD 'Smart-Wrap' velcro

REFERENCE	DESIGNATION	COLOR
866 923-SS	Vivo II Iron, 1600W, S/S soleplate	Smoky Blue
866 923-CM	Vivo II Iron, 1600W, ceramic soleplate	Smoky Blue
866 923-SS (2000W)	Vivo II Iron, 2000W, S/S soleplate	Dark Grey
866 923-CM (2000W)	Vivo II Iron, 2000W, ceramic soleplate	Dark Grey
866 1115-SS	Vinci Iron, 2200W, S/S soleplate	Black
866 1115-CM	Vinci Iron, 2200W, ceramic soleplate	Black



General Specifications

- Multi-welded, heavy-duty construction
- Steel mesh top
- Bungee cover & fibre padding in one piece
- Luxurious 10mm overall thickness
- Tested for heat rate up to 319°C



- Folded size H1265/W335
- Iron surface 968/330mm
- Black board, black cover
- Dual side covers
- Avail. with single or dual side covers

REFERENCE	DESIGNATION	COLOR
877 552-EB	Prestige H1265/W335, 10mm silver cover	Off-white
877 553-EB	Prestige H1265/W335, 10mm silver cover	Silver
877 555-EB	Prestige H1470/W335, 10mm silver cover	Off-white
877 556-EB	Prestige H1070/W315, 10mm silver cover	Off-white
877 557-EB	Prestige H1265/W335, 10mm black cover	Black
877 557-DL	Prestige H1265/W335, 18mm black double cover	Black

PRESTIGE BOARDS



- Folded size H1265/W335
- Iron surface 968/330mm
- Silver board, silver cover



- Folded size H1070/W315
- Iron surface 815/315mm
- Off-white board, silver cover



- Folded size H1265/W335
- Iron surface 968/330mm
- Off-white board, silver cover



- Folded size H1470/W335mm
- Iron surface 1160/330mm
- Off-white board, silver cover

ARMOIRE BOARD



- Folded size H1310/W365
- Iron surface 1145/330mm
- Off-white board, silver cover

DELUXE BOARD



- Folded size H1480/W365
- Iron surface 1348/330mm
- Off-white board, toast cover

REFERENCE	DESIGNATION	COLOR
877613	Armoire H1310/W365, 10mm silver cover	Off-white
877213	Deluxe H1480/W365, 10mm toast cover	Off-white

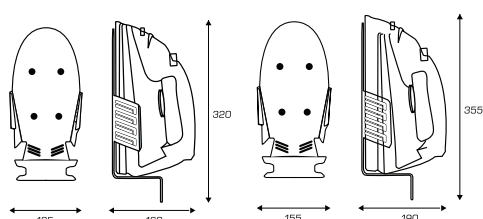
IRON HOLDER & BOARD

To provide a convenient and space-saving way to stow iron and ironing board, JVD offers a selection of Iron Guard and the Iron Organizer. The system consists of a holder for iron and a board hanger. Handy cord-wrap to wrap iron cords. the board hanger is installed separately from iron holder.

IRON ORGANIZER

General Specifications

- Made of 18-gauge steel, double powder coated
- Adjustable 'wings' to hold iron securely
- Handy cord-wrap

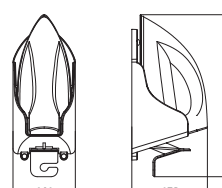


REFERENCE	DESIGNATION	COLOR
877 001	Vivo Iron Organizer; Iron Holder & Board Hanger	Off-White
877 005	Venus Iron Organizer; Iron Holder & Board Hanger	Off-White

IRON GUARD

General Specifications

- Made of special plastic material
- With heat-resistant buttons
- Hold iron securely, with cord hanger



REFERENCE	DESIGNATION	COLOR
866 1116	Vivo Iron Guard; Iron Holder & Board Hanger	Off-White
866 1117	Vivo Iron Guard; Iron Holder & Board Hanger	Black

IRON CADDY

General Specifications

- Designed to store iron
- Oversized to fit most irons
- Dimensions: H160/L300/W150mm
- Internal layer with heat resistant material
- Tested for heat rate up to 319°C



8 66 1022



8 66 1074

REFERENCE	DESIGNATION	COLOR
866 1022	Iron caddy, H160 / L300 / W150mm	Beige
866 1074	Iron caddy, H160 / L300 / W150mm	Black

IRONGUARD CONNECTION

The JVD Ironguard Connection is an integrated ironing system that is designed for guests usage convenience and for space-saving storage. The system combines the iron, the iron holder and the board (includes the board hanger) all into one complete unit.

The board is equipped with a foldable hook that allows hanging on the closet bar. Be it the hook or board hanger, the JVD Ironguard Connection provides a convenient and space-saving way to stow iron and board.



8661123-ICS-MHK



- Folded size H1230 / W335 mm



Iron not included.
To be ordered
separately.



JVD 'Smart-Wrap'
velcro keeps power cords
organised and protects
it from wear and tear
(available with JVD irons)



8661124-ICS-MHK

Board comes with a built-in
hanger hook. When ironing,
hook is foldable for storage.
Board hanger is also included
as an additional hanging option

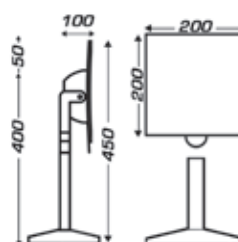
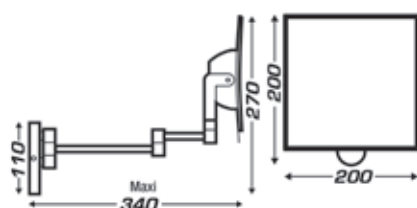
REFERENCE	DESIGNATION	COLOR
8661123-ICS-MHK	Ironguard Connection System consists of: 8661123 Iron board with hook, 10mm thick dual sides silver bungee cover & fibre padding in one-piece 8661116 Iron holder and board hanger, off white color	Off-White
8661124-ICS-MHK	Ironguard Connection System consists of: 8661124 Iron board with hook, 10mm thick dual sides black bungee cover & fibre padding in one-piece 8661117 Iron holder and board hanger, black color	Black

GALAXY BATTERIE

General Specifications

Available in 2 options:

- Wall-mounted double arm
- Desktop with adjustable height
 - 200mm diameter
 - Single side, 3X magnification
 - LED white light
 - 3 minutes auto-power off
 - Battery operated
 - Approximate 5 years battery life
 - Brass with chrome finishing



REFERENCE	DESIGNATION	COLOR
866 769	Galaxy, LED White 3X, wall-mounted, 200mm diam., Brass	Chrome
866 920	Galaxy, LED White 3X, desktop, 200mm diam., Brass	Chrome

COSMOS BATTERIE



8 66 1136

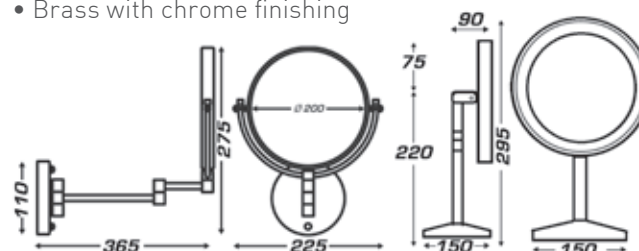


8661136-DT

General Specifications

Available in 2 options:

- Wall-mounted double arm
- Desktop with adjustable height
 - 200mm diameter
 - Single side, 5X magnification
 - LED white light
 - 3 minutes auto-power off
 - Battery operated
 - Approximate 5 years battery life
 - Brass with chrome finishing



REFERENCE	DESIGNATION	COLOR
866 1136	Cosmos, LED White 5X, wall-mounted, 200mm diam., Brass	Chrome
8661136-DT	Cosmos, LED White 5X, desktop, 200mm diam. Brass	Chrome

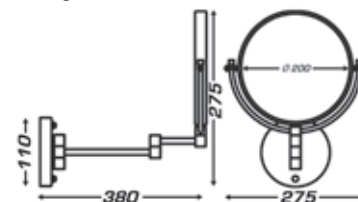
LUNAIRE ÉLECTRIQUE



8 66 311

General Specifications

- Wall-mounted, double-arm
- AC 220V~240V input, 18V output
- 200mm diameter, single side
- White LED light, magnification 3X
- Brass (excellent resistant against rust)
- In chrome finishing



REFERENCE	DESIGNATION	COLOR
866 311	Lunaire LED White 3X, wall-mounted, 200mm diam., Brass	Chrome

LUNAIRE XL ÉLECTRIQUE



8 66 1267

REFERENCE	DESIGNATION	COLOR
866 1266	Lunaire XL Evo, LED White 5X, desktop, 250mm, Brass	Chrome
866 1267	Lunaire XL Evo, LED White 5X, wall-mounted 250mm, Brass	Chrome

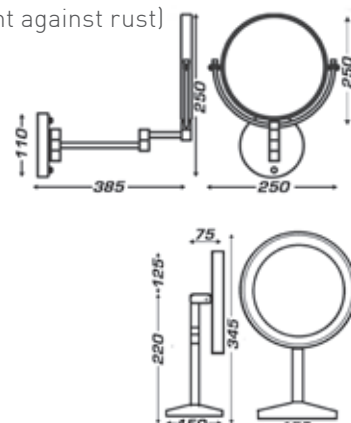
General Specifications

Available in 2 options:

- Wall-mounted double arm
- Desktop with adjustable height
 - AC 220V~240V input, 18V output
 - 250mm diameter, single side
 - White LED, magnification 5X
 - Touch blue power sensor
 - 15 minutes auto-power off
 - Brass (excellent resistant against rust)
 - In chrome finishing



8 66 1266



LUNAIRE DUET EVO ÉLECTRIQUE

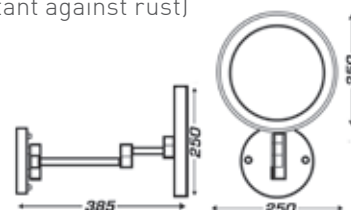


8 66 1268

General Specifications

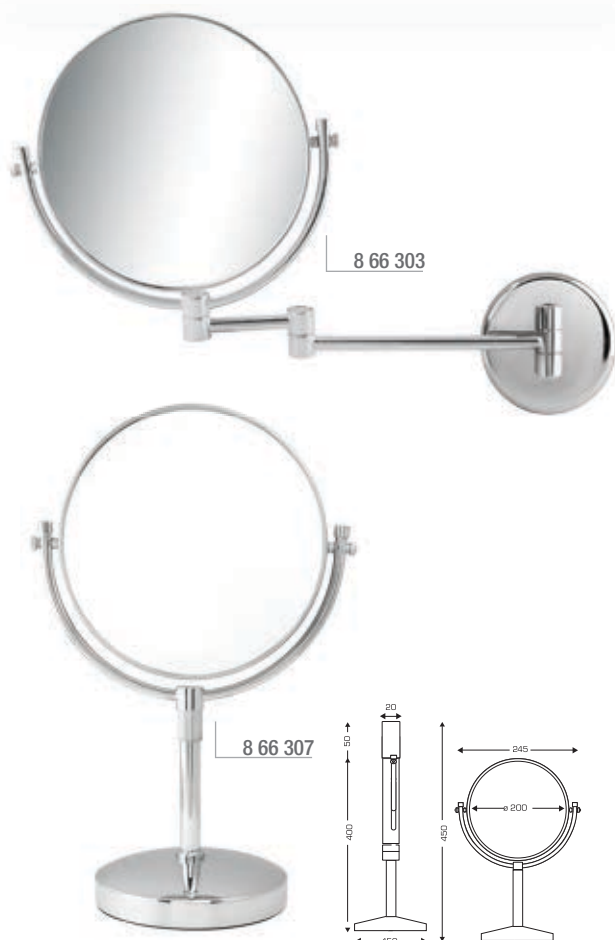
Available in 2 options:

- Wall-mounted double arm
- Desktop with adjustable height
 - AC 220V~240V input, 18V output
 - 250mm diameter, single side
 - White and Warm LED light, 5X
 - Touch blue power sensor
 - 15 minutes auto-power off
 - Brass (excellent resistant against rust)
 - In chrome finishing



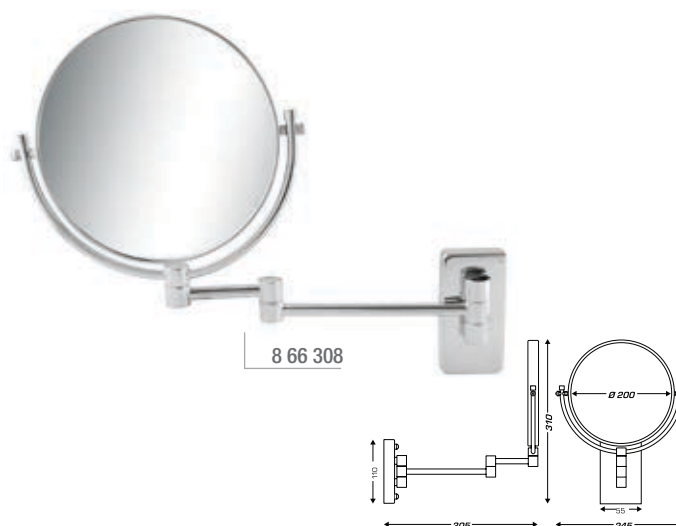
REFERENCE	DESIGNATION	COLOR
866 1268	Lunaire Duet Evo, LED White/Warm 5X, wall-mounted, 250mm, Brass	Chrome
866 1268-DT	Lunaire Duet Evo, LED White/Warm 5X, desktop, 250mm, Brass	Chrome

DELUXE ROUND



General Specifications

- Desktop or wall-mounted
- Wall-mounted with double-arm
- Desktop with adjustable height
- Double side, 200mm diameter
- One side normal, one side 3X
- Brass (excellent resistant against rust)
- In chrome finishing



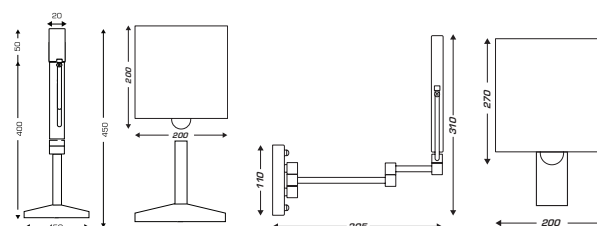
REFERENCE	DESIGNATION	COLOR
866303	Deluxe, round bracket, 200mm diam., Brass	Chrome
866307	Deluxe Round, desktop, 200mm diam., Brass	Chrome
866308	Deluxe, rectangle bracket, 200mm diam., Brass	Chrome

DELUXE SQUARE



General Specifications

- Desktop or wall-mounted
- Wall-mounted with double-arm
- Desktop with adjustable height
- Single side mirror, 200mm diameter
- Magnification 3X
- Brass (excellent resistant against rust)
- In chrome finishing



REFERENCE	DESIGNATION	COLOR
866912	Deluxe Square, wall-mount, 200mm diam., Brass	Chrome
866 913	Deluxe Square, desktop, 200mm diam. Brass	Chrome

DIGITAL CLOCKS & CHARGERS

JVD Bluetooth Alarm Clock Radio with USB Charging are specifically designed for hotel use. They offer exceptional hotel mode functions, such as time 'set and lock' and maximum volume control via special operator key only, auto battery back-up during AC power failure, and room-specific bluetooth system.

All JVD models including Zouk comes with a one-off alarm. This prevents guests from waking up to previously set alarms. In addition, the 'gentle wake' alarm wakes guests with gently ascending alarm volume.

General Specifications

- Input 100V-240V, 50/60 Hz, 0.5A
- Output: 5V, 3A
- Dimensions: H121/W140/D144 mm
- Large LCD-Time Display (12H/24H)
- Illuminated button
- 4 levels of light dimming
- Bluetooth & FM radio multiple channels
- Aux cable connection for smart devices
- 2 front-panel USB for charging smart devices
- Optional anti-theft s/s cable



9 03 204 - ATL

ZOUK CLOCK & CHARGER



9 03 305

JVD Zouk is a full feature entertainment system. Guests can choose to play music over the high stereo sound system with bass via bluetooth or AUX cable connection, or listen to one of multiple auto scanning FM Radio Channels. The 2 USB ports will serve to power up the smart devices by tech savvy guests.



HOTEL MODE FEATURES

- One off alarm system, no daily alarm, snooze function
- Room-specific bluetooth system
- Time setting via operator key
- Maximum volume control via operator key
- Instant auto power-cutover
- With long-lasting battery feature

REFERENCE	DESIGNATION	COLOR
903 305	Zouk stereo alarm clock, FM, USB charging, Bluetooth	Black
903 204-ATL	Anti-theft Device with adjustable lasso	Black

POWERCLOCK & CHARGER

JVD PowerClock is compact and yet offers power-packed features; time 'set and lock' and maximum volume control via special operator key only, auto battery back-up during AC power failure and one-off gentle-wake' alarm. The 2 front-panel USB ports will always keep smart devices charged for use. The room-specific bluetooth is available in the PowerClock Blu model



Powerclock with optional anti-theft device



9 03 307

General Specifications

- Input 100V-240V, 50/60 Hz, 0.5A
- Output: 5V, 3A
- Dimensions: H55/W122/D94 mm
- LCD-Time Display (12H/24H)
- 4 levels of light dimming
- Bluetooth available in PowerClock Blu model
- 2 front-panel USB for charging smart devices
- Optional anti-theft s/s cable

HOTEL MODE FEATURES

- One off alarm system, no daily alarm, snooze function
- Room-specific bluetooth system in PowerClock Blu model
- Time setting via operator key
- Maximum volume control via operator key
- Instant auto power-cutover
- With long-lasting battery feature

REFERENCE	DESIGNATION	COLOR
903 307	PowerClock, alarm, USB	Black
903 308	PowerClock Blu, alarm, USB, Bluetooth	Black
903 204-ATL	Anti-theft Device with adjustable lasso	Black

JAZZ BLU DOCK



9 03 304

General Specifications

- Dimensions H100/W138/D138mm
- Bluetooth & FM radio multiple channels
- Dual alarm functions
- 1 USB port to charge smart devices
- Push button menu
- Snooze and sleep functions
- Backlit LCD with dimming levels
- Aux cable connection for smart devices

REFERENCE	DESIGNATION	COLOR
903 304	Jazz Blu, alarm USB, Bluetooth	White

ÉQUILIBRE DIGITAL



8 66 926

Ref: 866 926, Silver

- With Kg/LB display/selector
- 8mm tempered glass platform
- Capacity 180 Kg/396 Lb
- Operates on 1 lithium cell
- Size : H40/W330/D330mm

REFERENCE	DESIGNATION	COLOR
866 926	Equilibre digital scale	Silver

CREDENCE ALT-DIGITAL



8 66 1025

Ref: 866 1025, Silver

- In alternate Kg and Lb display
- 8mm tempered glass platform
- Capacity 180 Kg/396 Lb
- Operates on 1 lithium cell
- Size : H28/W330/D330mm

REFERENCE	DESIGNATION	COLOR
866 1025	Credence digital scale	Silver

ÉLAN CLASSIC



8 66 1146



8 66 1147

Ref: 866 1146 Silver

Ref: 866 1147 Champagne

- Ultra-slim at 18mm
- Reinforced 6mm tempered glass
- In alternate Kg and Lb display
- With backlight, auto-power off
- Capacity 180 Kg/396 Lb
- Operates on 2 x AAA cells
- Size : H18/W300/D260mm

REFERENCE	DESIGNATION	COLOR
866 1146	Elan Classic digital scale	Silver
866 1147	Elan Classic digital scale	Champagne

ÉLAN DELUXE



8 66 1149



8 66 11 50

Ref: 866 1149 Silver

Ref: 866 1150 Champagne

- Ultra-slim at 20mm
- Reinforced 6mm tempered glass
- In alternate Kg and Lb display
- With backlight, auto-power off
- Capacity 180 Kg/396 Lb
- Operates on 4 x AAA cells
- Size : H20/W310/D310mm

REFERENCE	DESIGNATION	COLOR
866 1149	Elan Deluxe digital scale	Silver
866 1150	Elan Deluxe digital scale	Champagne

ÉCLAT



8 66 753



8 66 754

Ref: 866 754 : Black

Ref: 866 753 : Off-green

- With backlight, auto-off
- 8mm tempered glass platform
- Capacity 150 Kg/330 Lb
- With Kg/LB display/selector
- Operates on 2 x AAA cells
- Size : H22/W300/D300mm

GLOIRE



8 66 512



8 66 513

Ref: 866 512 : Silver

Ref: 866 513 : Black

- Digital LCD display in Kg or Lb
- With backlight, auto-off
- 8mm tempered glass platform
- Capacity 180 Kg/396 Lb
- Operates on 2 x AAA cells
- Size : H40/W300/D310mm

REFERENCE	DESIGNATION	COLOR
866 512	Gloire digital scale	Silver
866 513	Gloire digital scale	Black

EZZY MECHANICAL



8 66 1144

Ref: 866 1144

- Mechanical operation
- Cold rolled steel construction
- Anti-skid surface
- Anti roll-over
- Capacity 120 Kg
- Size H63/W315/D288mm
- Color : Black

REFERENCE	DESIGNATION	COLOR
866 753	Eclat digital scale	Black
866 754	Eclat digital scale	Off-green
866 1144	Ezzy Mechanical scale	Black

BRILLIANCE TORCH



8 66 1227



8 66 1335

General Specifications

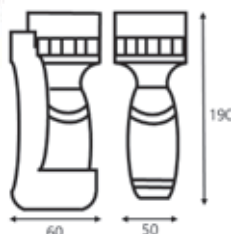
- JVD proprietary design
- Specific for hotel use
- Non-slip handle
- Energy saving, strong 13 LED lights
- Auto-ON when lifted from holder
- Operates on 3 x AA battery cell
- With flashing night light (optional use)
[runs on 2 x AAA cells]
- Available in black and white, chrome finishing

REFERENCE	DESIGNATION	COLOR
866 1227	Brilliance torch, battery operated	Black
866 1335	Brilliance torch, battery operated	White

BRILLIANCE RECHARGEABLE INCLUDE ACCESSORIES



866 1227-RC



General Specifications

- Adaptor
- Rechargeable batteries



8 66 1335-RC

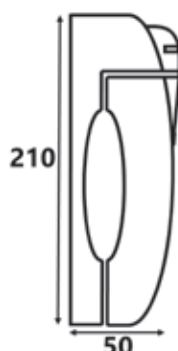


REFERENCE	DESIGNATION	COLOR
866 1227-RC	Brilliance RC, with rechargeable batteries, adaptor	Black
866 1335-RC	Brilliance RC, with rechargeable batteries, adaptor	White

RADIANCE TORCH



8 66 932 BK



General Specifications

- Designed for hotel use
- Wall holder for automatic switch-off
- Auto-ON when remove from holder
- Operates on 2 x D battery cells
- Black with single LED white light
- White with single warm bulb



8 66 933 WH

REFERENCE	DESIGNATION	COLOR
866 932 BK	Radiance, white LED, battery operated	Black
866 933 WH	Radiance, warm bulb, battery operated	Beige

ICE BUCKET



8 99 1030

General Specifications

- Double layer
- Capacity 1 litre
- Internal stainless steel
- PU Leatherette finishing
- Complete with ice tong
- Dimensions H180/W150mm



General Specifications

- Single layer
- Capacity 1 litre
- Dimensions H180/W140mm



8 99 1028



8 99 1029

REFERENCE	DESIGNATION	COLOR
899 1030 BK	Ice bucket, 1 ltr, double layer, PU	Black
899 1034 BEI	Ice bucket, 1 ltr, double layer, PU	Beige
899 1028 BK	Ice bucket, 1L, single layer, PU	Black
899 1029 BEI	Ice bucket, 1L, single layer, PU	Beige

TISSUE BOXES



8 99 960

General Specifications

- In melamine/ABS material
- Square H150/W138/L138mm



8 99 961

REFERENCE	DESIGNATION	COLOR
899 960	Tissue dispenser, square, melamine/ABS	Black
899 961	Tissue dispenser, square, melamine/ABS	Ivory



8 99 1035

General Specifications

- In melamine/ABS material
- Square H150/W138/L138mm
- In melamine/ABS material



8 99 1038

REFERENCE	DESIGNATION	COLOR
899 1035 BK	Tissue dispenser, square, PU leatherette	Black
899 1036 BEI	Tissue dispenser, square, PU leatherette	Beige
899 1037 BK	Tissue dispenser, rectangle, PU leatherette	Black
899 1038 BEI	Tissue dispenser, rectangle, PU leatherette	Beige

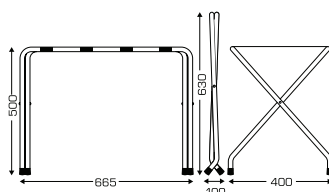
LUGGAGE RACKS



8 66 069

General Specifications

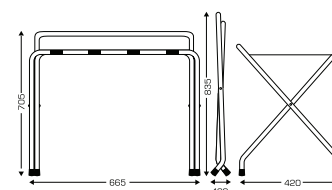
- Folding metal luggage racks
- Metal construction, silver chrome
- 4 plus 2 strengthening straps
- With and without back bar



8 66 506

General Specifications

- Folding metal luggage racks
- Stainless steel, polish chrome
- 5 durable straps
- Without back bar



8 66 1122

REFERENCE	DESIGNATION	COLOR
866069	Metal luggage rack, foldable	Chrome
866506	Metal luggage rack with back-bar, foldable	Chrome
8661122	Stainless Steel luggage rack, foldable	Chrome

PEDAL BINS



General Specifications

- Great aesthetics
- Available in 3L, 5L, 12L
- Ergonomic handle
- Plastic inner liner included

WB-300 308



REFERENCE	DESIGNATION	COLOR
WB-300 307	Pedal bin S/S, 3L, H250/ W175mm	Polished
WB-300 308	Pedal bin S/S, 5L, H270/ W200mm	Polished
WB-300 309	Pedal bin S/S, 12L, H400/ W248mm	Polished



General Specifications

- Great aesthetics
- Available in 3L, 5L
- Ergonomic handle
- Plastic inner liner included
- PP lid

WB-300 311



REFERENCE	DESIGNATION	COLOR
WB-300 310	Pedal bin S/S, 3L, Plastic lid, H275/ W192/ L240mm	Matt
WB-300 311	Pedal bin S/S, 5L, Plastic lid, H290/ W220/ L260mm	Matt

SOFT - CLOSE PEDAL BINS



General Specifications

- Non-fingerprint stainless steel finishing
- Soft-close, silent lid closure
- 5 litre capacity
- Plastic inner liner included
- Available in stainless steel and PP lids

WBE-300 330



WBE-300 331

REFERENCE	DESIGNATION	COLOR
WBE-300330	Pedal bin S/S, 5L, H290/W205mm, S/S lid	Matt
WBE-300331	Pedal bin S/S, 5L, H290/W205mm, PP lid	Matt

RECYCLE BIN



8 99 1261

General Specifications

- Outer bin powder coated
- Inner bins in PP material
- Inner bins with color differentiation
- Recycle & non-recycle insignias printed
- Easy to remove and clean
- Round bin 10L ; H270/ W225mm
- Rectangular 14L ; H290/W210/L270mm



8 99 1229



REFERENCE	DESIGNATION	COLOR
899 1229	Round 10 ltr, H270/W225mm, with 2 recycle liners	Black
899 1261	Rectangle 14 ltr, H290/W210/L270mm, with 2 recycle liners	Black

SWING TOP BIN



WBU - 300 513

General Specifications

- Swing top lid
- 8 litre capacity
- Dimensions H260/ W200mm
- Available in 2 finishes



WBU - 300 514

REFERENCE	DESIGNATION	COLOR
WBU-300 513	Swing top bin, 8L, H260/ W200 mm	Stainless Steel
WBU-300 514	Swing top bin, 8L, H260/ W200 mm	Black

PAPER BIN



WB - 300 316

General Specifications

- In durable PP material
- Impact resistant
- Rust & scratch resistant
- Easy to clean
- 6.6L Size H260/ W170/ L240mm
- 13.2L Size H310/ W210/ L290mm



WB - 300 315



WBU - 300 526



WBU - 300 527

REFERENCE	DESIGNATION	COLOR
WB-300 315	PP Bins, 6.6L, H260/ W170/ L240mm	Black
WB-300 316	PP Bins, 13.2L, H310/ W210/ L290mm	Black
WBU-300 526	PP Bins, 10L, H285/ W55/ L235mm, Leatherette	Black
WBU-300 527	PP Bins, 10L, H285/ W55/ L235mm, Leatherette	Beige

SINGLE LAYER BIN



WBU - 300 326

General Specifications

- Straw mat material
- Round, single layer
- 10 litre capacity
- Dimensions H255/ W230mm

REFERENCE	DESIGNATION	COLOR
WB-300 326	Round, single layer, 10L, H255/ W230 mm	Straw mat

SQUARE FRUSTRUM



8 99 1039

General Specifications

- Outer bin in PU leatherette
- Inner liner included
- 10 litre capacity
- Dimensions H340/ W140mm



8 99 1040

REFERENCE	DESIGNATION	COLOR
WB-899 1039	Square frustrum, 10L, leatherette	Black
WB-899 1040	Square frustrum, 10L, leatherette	Beige

RECTANGLE DOUBLE LAYER BIN



WBU - 300 523

General Specifications

- Outer bin in powder coated
- Inner liner included
- 7.6 litre capacity
- Dimensions H275/ W165/ L225 mm



WBU - 300 524

REFERENCE	DESIGNATION	COLOR
WBU-300 523	Rectangle, 7.6L, powder-coated	Black
WBU-300 524	Rectangle, 7.6L, powder-coated	Beige

ROUND DOUBLE LAYER BIN



WBU - 300 516



WBU - 300 517



WBU - 300 518



WBU - 300 515

General Specifications

- Powder coated finishing
- Inner liner included
- Round shape, 10 litre capacity
- Dimensions H270/W225 mm

REFERENCE	DESIGNATION	COLOR
WBU-300 516	Round, H270/ W225mm, powder-coated	Black
WBU-300 517	Round, H270/ W225mm, powder-coated	Beige

General Specifications

- Outer bin in PU leatherette
- Inner liner included
- Round shape, 10 litre capacity
- Dimensions H270/W225 mm

REFERENCE	DESIGNATION	COLOR
WBU-300 515	Round, double, H270/ W225mm, leatherette finishing	Black
WBU-300 518	Round, double, H270/ W225mm, leatherette finishing	Brown

OVAL DOUBLE LAYER BIN



WBU - 300 520



WBU - 300 521



WBU - 300 522

General Specifications

- Powder coated finishing
- Inner liner included
- Oval shape, 10 litre capacity
- Dimensions H270/W190/L260 mm

REFERENCE	DESIGNATION	COLOR
WBU-300 520	Oval, H270/ W190/ L260mm, powder-coated	Black
WBU-300 521	Oval, H270/ W190/ L260mm, powder-coated	Beige

General Specifications

- Outer bin in PU leatherette
- Inner liner included
- Oval shape, 10 litre capacity
- Dimensions H270/W190/L260 mm

REFERENCE	DESIGNATION	COLOR
WBU-300 519	Oval, H270/ W225mm, leatherette finishing	Black
WBU-300 522	Oval, H270/ W190/ L260mm, powder-coated	Brown

LUGGAGE CARTS



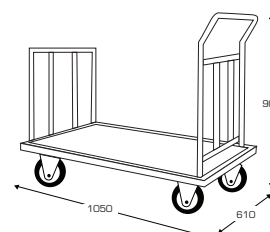
LCU - 300 506



LCU - 300 507

General Specifications

- Stainless steel 38mm diameter
- Deck carpeted
- Rubber bumper all-round
- 2 fixed/2 swivel 8" solid wheels
- 250mm ground clearance
- Max. load 300Kg, weight 34Kg
- Size H900/ L1050/ W610mm
- Ship assembled



REFERENCE	DESIGNATION	COLOR
LCU-300 506	Cart, S/S 38mm, 8" solid wheels, black carpet	Silver Chrome
LCU-300 507	Cart, S/S 38mm, 8" solid wheels, red carpet	Gold Chrome



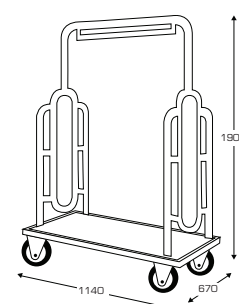
LCU - 300 505



LCU - 300 504

General Specifications

- Stainless steel titanium
- 38mm diameter
- Deck carpeted
- Rubber bumper all-round
- 2 fixed/2 swivel 8" pneumatic wheels
- 250mm ground clearance
- Max. load 350Kg, weight 40Kg
- Size H1900/ L1140/ W670mm
- Ship unassembled



REFERENCE	DESIGNATION	COLOR
LCU-300 504	Cart, S/S 38mm, 8" pneumatic wheels, black carpet	Silver Chrome
LCU-300 505	Cart, S/S 38mm, 8" pneumatic wheels, red carpet	Gold Chrome

BIRDCAGE CARTS



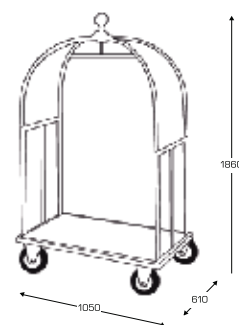
LCU - 300 502



LCU - 300 503

General Specifications

- Stainless steel, 38mm diameter
- Deck carpeted
- Rubber bumper all-round
- 2 fixed/2 swivel 8" solid wheels
- 250mm ground clearance
- Max. load 300Kg, weight 38Kg
- Size H1860/ L1050/ W610mm
- Ship unassembled



REFERENCE	DESIGNATION	COLOR
LCU-300 502	Birdcage, S/S 38mm, 8" solid wheels, black carpet	Silver Chrome
LCU-300 503	Birdcage, S/S 38mm, 8" solid wheels, red carpet	Gold Chrome



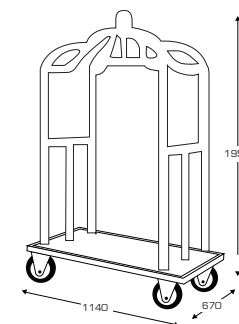
LCU - 300 500



LCU - 300 501

General Specifications

- Stainless steel titanium
- 50mm diameter
- Deck carpeted
- Rubber bumper all-round
- 2 fixed/2 swivel 8" pneumatic wheels
- 250mm ground clearance
- Max. load 350Kg, weight 53Kg
- Size H1950/ L1140/ W670mm
- Ship unassembled



REFERENCE	DESIGNATION	COLOR
LCU-300 500	Birdcage, S/S 50mm, 8" pneumatic wheels, black carpet	Silver Chrome
LCU-300 501	Birdcage, S/S 50mm, 8" pneumatic wheels, red carpet	Gold Chrome

HAND TRUCKS



General Specifications

- Stainless steel, 32mm diameter
- Foldable platform
- Carpet can be easily replaced
- Dimensions: H1220/ L400/ W500mm
- Capacity load up to 200Kg
- 10" pneumatic rubber wheels
- Weight 16.5Kg
- Ship assembled



General Specifications

- Stainless steel, 32mm diameter
- Foldable platform
- Carpet can be easily replaced
- Dimensions: H1220/ L400/ W500mm
- Capacity load up to 100Kg
- 8" pneumatic rubber wheels
- Weight 14Kg
- Ship assembled

REFERENCE	DESIGNATION	COLOR
HT-300 113	Hand Truck, S/S 32mm, 8" pneumatic wheels, red carpet	Gold Chrome
HT-300 114	Hand Truck, S/S 32mm, 8" pneumatic wheels, red carpet	Silver Chrome
HT-300 117	Hand Truck, S/S 32mm, 8" pneumatic wheels, black carpet	Silver Chrome

REFERENCE	DESIGNATION	COLOR
HTU-300 508	Hand Truck, S/S 32mm, 10" pneumatic wheels, black carpet	Silver Chrome
HTU-300 509	Hand Truck, S/S 32mm, 10" pneumatic wheels, red carpet	Gold Chrome

QUEUE POLES




General Specifications

- In stainless steel polish and gold plating
- Belt material: Braided rope
- Belt length: 1500mm
- Pole height: 1000mm
- Base diameter: 320mm
- Weight: 11kg
- Ship unassembled

REFERENCE	DESIGNATION	COLOR
QPU-300511	Queue pole, stainless steel polish	Silver
QPU-300512	Queue pole, stainless steel gold plating	Gold
QRU-300533	Braided Rope, 1500mm, silver hook	Black
QRU-300534	Braided Rope, 1500mm, gold hook	Red

Specifications

- Strong nylon in brass gold color
- Available in 2 sizes: 3 x 3 metre and 4 x 4 metre



REFERENCE	DESIGNATION	COLOR
BNU-300510	Baggage Net, Nylon, 3 x 3 metre	Gold
BN-300 226	Baggage Net, Nylon, 4 x 4 metre	Gold

LIINEN TROLLEYS



LT - 300 234

General Specifications

- Black metal tube frame
- Rust resistant
- Bag included
- Size: H920/ W560/ L940mm
- Ship assembled



LTU - 300 529

REFERENCE	DESIGNATION	COLOR
LTU-300 529	Linen trolley, metal, blue bag included	Grey
LT-300 234	Linen trolley, metal, beige bag included	Black

X CARTS



LTU - 300 530

General Specifications

- Stainless steel frame
- Foldable, nylon bag included
- Size: H880/ W500/ L800mm
- Ship assembled



LT - 300 212

REFERENCE	DESIGNATION	COLOR
LT-300 212	X-cart, metal, with nylon bag	Silver chrome
LTU-300 530	X-cart, stainless steel, with bag	Stainless Steel



LT - 300 211

General Specifications

- Strong polypropylene
- With vinyl bag, foldable
- Size: H950/ W660/ L710mm
- Ship assembled

REFERENCE	DESIGNATION	COLOR
LT-300 211	X-cart, polypropylene, yellow vinyl bag	Blue

BUCKETS & WRINGERS



BW - 300 219



BW - 300 218



BW - 300 215

General Specifications

- Strong polypropylene construction
- Plastic non-marking wheels
- Hazard warning printed on bucket

REFERENCE	DESIGNATION	COLOR
BW-300 215	Single Bucket/Wringer combo 20L	Yellow
BW-300 218	Single Bucket/Wringer combo 36L	Blue
BW-300 219	Double Buckets/Wringer, 34L, with trolley	Grey

UTILITY & SERVING CART



MP 300 227 / 8

General Specifications

- Easy grip handles, smooth, round corners
- Lightweight aluminium tubes
- Quiet, mark-resistant swivel wheels
- Black refuse bins included
- MP-300227 : H935/W410/L815mm
- MP-300228 : H950/W500/L1035mm
- Ship unassembled

REFERENCE	DESIGNATION	COLOR
MP-300 227	Serving Trolley, Small, H935/ W410/ L815mm	Grey
MP-300 228	Serving Trolley, Large, H950/ W500/ L1035mm	Grey

MULTIPLE - PURPOSE CARTS



MP 300 220



MP 300 229

General Specifications

- Designed for multi-purpose usage
- Complete with tool basket/organizer
- Strong polypropylene, of solid wheels
- Vinyl bag included, weight 15Kg
- Ship unassembled

REFERENCE	DESIGNATION	COLOR
MP-300 220	Multi-purpose Trolley	Grey
MP-300 229	Tool Basket/Organiser	Grey

DUST PAN & BROOM



DB 300 222

General Specifications

- Ergonomic handle
- Strong polypropylene material
- Durable rear wheels
- Self opening and closing lid
- Broom included

REFERENCE	DESIGNATION	COLOR
DB-300 222	Dust pan with cover and broom	Black

FLOOR SIGNS



FS - 300 223



FS - 300 224



FS - 300 225

General Specifications

- Foldable
- Warnings on both sides

REFERENCE	DESIGNATION	COLOR
FS-300 223	Floor Sign "CAUTION"	Yellow
FS-300 224	Floor Sign "CAUTION WET FLOOR"	Yellow
FS-300 225	Floor Sign "CLEANING IN PROGRESS"	Yellow

HOUSEKEEPING CARTS



HC-300241-DTC-AG



HC 300 241 - BN



Full bag comes with one zipper bag and one pouch with zipper on each side



3/4 bag with zipper



General Specifications

- Metal construction, epoxy powder coated
- Complete with top organizer
- Convenient 3 fixed shelves as standard
- Full wrap-around rubber bumper
- 4 x 4" revolving corner bumper wheels
- Solid 8" wheels with 2 fixed and 2 swivels
- Capacity load up to 100kg
- Weight approx. 55 Kg
- Partial assembly for shipment



HC 300 241-DTC-BD-AG

General Specifications

- Lockable top cover & 2-leaf doors
- Optional lockable base drawer
- All locks are with key-alike system

REFERENCE	DESIGNATION	COLOR
HC-300 241-DTC-AG	Housekeeping metal cart, with bags, top cover and door	Anthracite Grey
HC-300 241-DTC-BN	Housekeeping metal cart, with bags, top cover and door	Brown
HC-300 241-DTC-BD-AG	Housekeeping metal cart, with bags, top cover, door and base drawer	Anthracite Grey
HC-300 241-DTC-BD-BN	Housekeeping metal cart, with bags, top cover, door and base drawer	Brown

REFERENCE	DESIGNATION	COLOR
HC-300 241-AG	Housekeeping cart, metal, with bags	Anthracite Grey
HC-300 241-BN	Housekeeping cart, metal, with bags	Brown

HOUSEKEEPING CARTS



HC - 300 242 - BN



Full bag comes with one zipper bag and one pouch with zipper on each side

General Specifications

- Metal construction, epoxy powder coated
- Complete with top Organizer
- With lockable top cover and single-leaf door
- Convenient 3 fixed shelves as standard
- Full wrap-around rubber bumper
- 4 x 4" revolving corner bumper wheels
- Solid 8" wheels with 2 fixed and 2 swivels
- Capacity load up to 50kg, weight approx. 35Kg
- Partial assembly for shipment



HC-300 242-DTC-AG



General Specifications

- Lockable top cover & door
- All locks are with key-alike system

REFERENCE	DESIGNATION	COLOR
HC-300 242-AG	Half-cart, metal, with bag	Anthracite Grey
HC-300 242-DTC-AG	Half-cart, metal, with bag, top cover, door	Anthracite Grey
HC-300 242-BN	Half-cart, metal, with bag	Brown
HC-300 242-DTC-BN	Half-cart, metal, with bag, top cover, door	Brown

PEDAL CONTAINER



PC - 300 404

General Specifications

- Step Pedal Opening
- Plastic construction
- Impact and rust resistant
- Easy to clean and maintain
- 60L - H673/ W412/ L504mm

REFERENCE	DESIGNATION	COLOR
PC-300 404	Pedal Container, 60 litres	Grey



ST - 300 405

General Specifications

- Push lid
- Plastic construction
- Impact and rust resistant
- Easy to clean and maintain
- 25L - H440/ W280/ L340mm
- 40L - H610/ W370/ L450mm

REFERENCE	DESIGNATION	COLOR
ST-300 405	Swing top bin, 25 litres	Grey
ST-300 406	Swing top bin, 40 litres	Grey

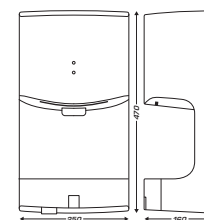
AIRWAVE



8 11 707

General Specifications

- Power supply: 230 V - 50/60 Hz
- Power: 1400 W, Class II, IP24
- Sound 77dBA, Air-speed 360 km/h
- Robust ABS, fast drying 20 seconds
- Over-heating/voltage protection
- EU, OC safety standards



REFERENCE	DESIGNATION	COLOR
8 11 707	Airwave hand dryer, 1400W	White

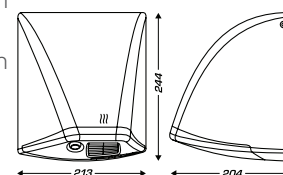
AUSTRAL



8 11 125

General Specifications

- Power supply: 230 V - 50/60 Hz
- Power: 2100 W, Class II, IP23
- Sound 70dBA, air flow 250 m3/h
- Robust; Polycarbonate
- Over-heating/voltage protection
- Universal motor
- EU, OC safety standards



REFERENCE	DESIGNATION	COLOR
8 11 125	Austral hand dryer, 2100W	Off white

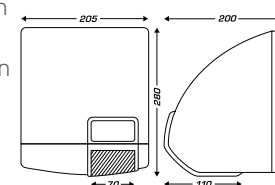
ZEPHYR



8 11 017

General Specifications

- Power supply: 230 V - 50/60 Hz
- Power: 2100 W, Class II, IP23
- Sound 69dBA, air flow 190 m3/h
- Robust; ABS-PC
- Over-heating/voltage protection
- Universal motor
- EU, OC safety standards



REFERENCE	DESIGNATION	COLOR
8 11 017	Zephyr hand dryer, 2100W	white

TORNARDE



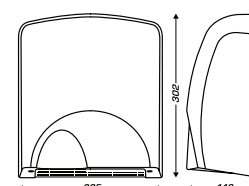
8 11 251



8 11 292

General Specifications

- Power supply: 230 V - 50 Hz
- Power: 2600 W, Class II, IP23
- Sound 70dBA, air flow 300 m3/h
- Robust; ABS-PC
- Anti-vandalism, composite
- Light effect in the blowing zone
- Over-heating/voltage protection
- Motor: external rotor induction
- EU, OC safety standards



REFERENCE	DESIGNATION	COLOR
8 11 251	Tornarde hand dryer, 2600W	Off white
8 11 292	Tornarde hand dryer, 2600W	Bright chrome

MASTER II



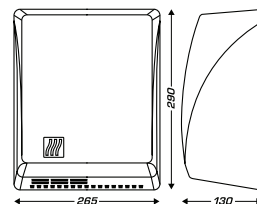
8 11 413



8 11 414

General Specifications

- Power supply: 230 V - 50 Hz
- Nominal power: 2600 W
- Class II • IP23 • IK10
- Sound level: 70dBA
- Motor: external rotor induction
- Anti-vandalism (cast aluminum)
- Light effect in the blowing zone
- Air-speed 360 km/h
- Over-heating, over-voltage protection
- EU, OC safety standards



REFERENCE	DESIGNATION	COLOR
8 11 413	Master II hand dryers, 2600W	Off white
8 11 414	Master II hand dryers, 2600W	Bright chrome

STELL'AIR

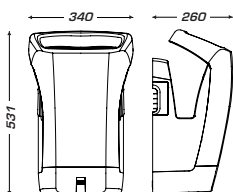
AIR PULSÉ



8 11 962

General Specifications

- Power supply: 230 V - 50 Hz
- Rated power: 1200 W
- Class II • IP44 • IK10
- Sound level: 73dBA
- Airspeed: 400 km / h
- ABS cover
- Over-heating/voltage protection
- Patented Capacitive Sensing System
- Patented Circular Blowing Principle
- Anti-bacterial treatment of surfaces
- Blue light on the drying zone
- Ultra fast drying
- Product without heating element
- EU, OC safety standards



REFERENCE	DESIGNATION	COLOR
8 11 962	Stell'Air, auto, ABS, 1200W	White

EXP'AIR

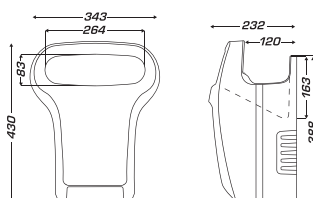
AIR PULSÉ



8 11 791

General Specifications

- Power supply: 230 V - 50 Hz
- Rated power: 1200 W
- Class II • IP44 • IK10
- Sound level: 73dBA
- Airspeed: 400 km / h
- Aluminium cover
- Over-heating/voltage protection
- Patented Capacitive Sensing System
- Patented Circular Blowing Principle
- Anti-bacterial treatment of surfaces
- Blue light on the drying zone
- Ultra fast drying
- Product without heating element
- EU, OC safety standards



REFERENCE	DESIGNATION	COLOR
8 11 791	Exp'Air, auto, Aluminium, 1200W	White

ALPHADRY



8 11 905

8 11 906

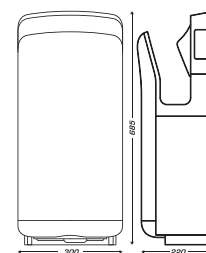

BRUSHLESS

AIR PULSÉ



General Specifications

- Power supply: 230 V - 50/60 Hz
- Power: 2050 W, Class I, IP24, IK10
- Sound 78dBA, Air speed 300 to 350 km/h
- Ultra fast drying time: 10 to 15 seconds
- Over-heating/voltage protection
- "Brushless" motor
- Accessible HEPA air filter
- Anti-bacterial treatment of surfaces
- Blue light on the drying zone
- Product without heating element
- EU, OC safety standards



REFERENCE	DESIGNATION	COLOR
811905	Alphadry hand dryer, 1650W	White
811906	Alphadry hand dryer, 1650W	Metalic Grey

DISTRIBUTEURS DE SAVON

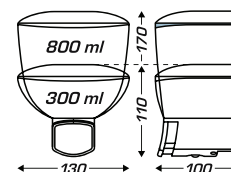
DIAMANT



8 44 297

General Specifications

- Latest silicone pump technology
- In 300ml and 800ml capacity
- Removable tank for easy cleaning
- Quick refilling
- Lockable with key
- HACCP standards



REFERENCE	DESIGNATION	COLOR
8 44 296	Diamant 300ml	Transparent
8 44 297	Diamant 800ml	Transparent

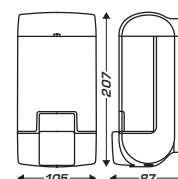
RUBIS



8 44 738

General Specifications

- Latest silicone pump technology
- 800ml capacity
- Quick refilling
- Lockable with key
- HACCP standards
- Removable tank



REFERENCE	DESIGNATION	COLOR
8 44 738	Rubis soap dispenser	White

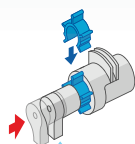
CLEANLINE MOUSSE



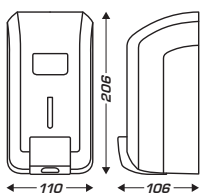
CLEANLINE GEL



8 44 478



The ring around the pump reduces the flow of soap to minimize wastage



General Specifications

- 800ml capacity
- Material: ABS
- Level warning indicator
- Capacity 3,000 doses mousse
- Quick refilling
- Lockable with key
- HACCP standards
- Removable tank for easy cleaning



8 44 479



Easy refilling. Removable tank can be re-used to avoid wastage



REFERENCE	DESIGNATION	COLOR
8 44 478	Cleanline Mousse	White
8 44 479	Cleanline Gel dispenser	White

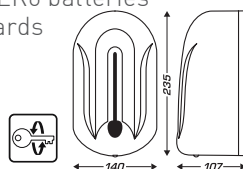
SAPHIR AUTOMATIC



8 44 397

General Specifications

- Capacity 1100ml
- Automatic hand detection
- Ideal for medical/catering industries
- Controlled soap flow
- Delivers 1 dose every 3 seconds
- Flow rate: 1 ml per dose
- Lockable with key
- Transparent level viewer
- Power 4x1.5V LR6 batteries
- HACCP standards



REFERENCE	DESIGNATION	COLOR
8 44 397	Saphir infrared sensor automatic, 1,100ml capacity, battery operated	White

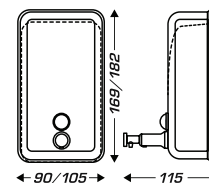
SAVINOX



8 44 254


General Specifications

- In 450ml and 850ml capacity
- Designed for extreme conditions
- Metal body and cover
- Reinforced mounting system



REFERENCE	DESIGNATION	COLOR
8 44 253	Savinox, stainless steel, 450ml	Bright Chrome
8 44 254	Savinox, stainless steel, 850ml	Bright Chrome

PROFESSIONAL INSECT KILLER



8 55 627

Model 8 55 627


Power 2 x 20W
Protected area: 120m²
Size: H365/W660/D45mm

General Specifications

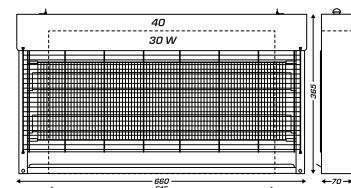
- High quality true UV lights
- Stainless steel construction
- Voltage 230V 50Hz
- Grid voltage 3800V/ 10mA
- Power cord with plug
- Wall mounted or suspended
- ON/OFF switch
- Electric insulation Class I, IP20
- 2 available models:

Model 855625

Power 2 x 15W
Protected area: 80m²
Size: H325/W515/D45mm



8 55 625



REFERENCE	DESIGNATION	COLOR
8 55 625	Professional, stainless steel 2x15w	Stainless Steel
8 55 627	Professional, stainless steel 2x20w	Stainless Steel

It is our privilage to serve

(Some of our recent Asia/Middle East projects)

AUSTRALIA

Alpha Hotel, Eastern Creek
Astral Hotel & Residences, Sydney
Bernard Loo
Conrad Hotel, Bora Bora
Crown Tower & Casino, Perth
Crowne Plaza Lasseters, Alice Springs
Doubletree by Hilton, Melbourne
Fraser Suites, Sydney
Hyatt Regency, Sydney
Hyde Park Inn, Sydney
InterContinental Hotel Double Bay
Jupiters Casino & Hotel, Gold Coast
Kokomo Resort, Yaukuve Island
Little National Hotel, Canberra
Marriott Momi Bay, Fiji
Next Hotel Brisbane
One&Only Hayman Island Resort
Ovolo Woolloomooloo, Sydney
Palazzo Versace Gold Coast
QT Hotel, Melbourne
Royal Automobile Club of Australia
Sheraton on the Park, Sydney
Swissotel Sydney
The Old Clare Hotel, Sydney

BAHRAIN

Al Dana Novotel Resort, Bahrain
Al Safir Hotel, Bahrain
Crowne Plaza, Bahrain
Delmon International Hotel, Bahrain
Downtown Rotana
Dragon Hotel Amwaj, Bahrain
Elite Hotels Group
Gulf Air Lounge, Bahrain
Gulf Hotel, Bahrain
Hawar Golden Tulip, Bahrain
Majestic Arjaan Rotana, Bahrain
Movenpick Hotel, Bahrain
One Juffair Service Apt., Bahrain
One Pavillion Service Apt. Bahrain
Ramee Hotels
Rasafa Tower Service Apt., Bahrain
S Hotel Bahrain
Swiss-Belhotel, Bahrain
Tulip Inn Hotel, Bahrain

BANGLADESH

Best Western, Dhaka
Grand Sultan Resort & Golf
Golf Club Dhaka
Holiday Inn Dhaka
Hotel Long Beach
Lakeshore Hotel
Lakeshore Banani Hotel
Le Meridien Dhaka
Radisson Blu & Radisson Bay
Royal Park Hotel
Sheraton Dhaka
Sheltech HRC Hotel
Six Seasons Hotel, Dhaka
The Daily Star
The Palace Resort & Spa Hotel
Westin Dhaka Hotel

BRUNEI

Brunei Hotel & Centre Point Hotel
Holiday Lodge & Kiulap Plaza
Le Legary & Riverra Hotel
Palm Garden Hotel
Radisson Brunei
The Empire Hotel & Resort

CAMBODIA

Apsara Angkor Hotel & Resorts
Himawari Hotel & Apartment
Kolapsor Hotel, Phnom Penh
Le Meridien Angkor Siem reap
Maline Condo, Phnom Penh
NagaWorld Hotel
Naga World Hotels & Casino

CAMBODIA

Nataya Holiday Villa & Resorts
Park Hyatt Siem reap
Patio Boutique & Hotel
Prince D'Angkor Siem reap
Somadevi Angkor Siem Reap
Sokha Hotels & Salina Hotel
SunwayY Hotel, Phnom Penh
Town View Hotel, Phnom Penh
TEAV Boutique
Tree Palace Hotel, Kep
Thnia BangChat Boutique

CHINA

Ambassador Hotel Shanghai
Ascott GZ, Ascott Shanghai
Banyan Tree Huangshan Hotel
Double Tree by Hilton, Beijing
Fraser Suites Nanjing
Grand Mercure Shanghai
Grand Hyatt Sanya
Holiday Inn Beijing, Dalian, Hefei
Howard Johnson Suzhou, Ya-an
IBIS Beijing, Shanghai, Nanjing
JW Marriot Beijing
Kempinski Hotel Wuxi, Sanya
Marco Polo Hotel, Xiamen
Mercure Hotel Shanghai
Regent Suzhou
Shanghai Warner Hotel
Sofitel Suzhou
Sommerset Chongqing, Tianjin
Swissotel Kunshan
Sunrise on the Bund, Shanghai
The Ritz-Carlton Beijing
The Portman Ritz-Carlton SH
Windsor Kunshan Hotel
Xiamen International Hotel

GUAM & SAIPAN

Aqua Resort Saipan
Fiesta Hotel Guam
Hafadai Beach Hotel
Hilton Guam Resort & Spa
Hyatt Regency Saipan
Kensington Hotel Saipan
Marianas Resort/Spa Saipan
Nikko Hotel Guam
Onward Beach Resort Guam
Pacific Island Club Saipan
The Hyatt Hotel, Guam
The Westin Hotel, Guam
World Resort Saipan

HONG KONG & MACAU

Auberge Hotel and resort
Conrad Hong Kong, Macau
Dorsett Hotel, Eaton Hotel
Emperor Hotel Wanchai
Gleneagles Hospital Hong Kong
Harbour View Hotel, Macau
Hard Rock - City of Dreams
Holiday Inn HK/Macau
Hotel De Edge
Land Mark Hotel, Macau
Metropark Hotel Mong Kok
Ovolo Hotels
Parisian Macau
Rosedale By the Park
Sheraton Macau
Venetian Macau
Wynn Macau

INDIA

Alila Diwa - Goa/Bishangarh
Aloft Hotel - Delhi/Goa
Best Western Visakhapatnam
Carlson Hotels
Citadines Bangalore
Citrus Hotels and Resorts Gurgaon
Le Meridien Hotel Delhi

INDIA

Clarens Hotel Gurgaon
Clarion Hotel Delhi
Clarks Hotels - Banaras/Jaipur
Country Inn & Suites - All States
Courtyard by Marriot - Various
Crowne Plaza Today - All States
Double Tree by Hilton, Gurgaon
Dusit Delhi
Fairmont Jaipur
Fairfield by Marriot - Various
Fortune Hotels - All States
Four Points Sheraton - Various
Four Seasons Hotel, Mumbai
Ginger Hotels - Various
Golden Tulip Hotels - All States
Grand Hyatt Mumbai
GRT Grand Hotel - Chennai
Hilton Hotels - Delhi & Various
Holiday Inn - Delhi & Various
Hotel The Royal Plaza Delhi
Hyatt Aerocity Delhi, Hyatt Pune
Hyatt Pune, Mumbai & Various
IBIS - All States
Intercontinental Mumbai & Various
Imperial Hotel Delhi
Mansingh Hotels & Resorts - All States
ITC Hotels - All States
JW Marriot - Mumbai & Various
Jaypee Hotels Delhi/Mussorie/Agra
Keys Hotels - All States
Laguna Resorts Pune
Le Meridein Delhi
Lemon Tree Hotels - All States
Movenpick Hotel, Bangalore
Novotel - Aerocity & Various
Oakwood Premier Bangalore
Park Hyatt Goa/Chennai
Park Plaza - All States
Premier Inn-New Delhi
Radisson Hotels - Various
Raffles Square, Goa & Pune
Ramada Delhi, Gurgaon, Mumbai
Red Fox Hotels - Various
Renaissance Hotel Mumbai
Royal Orchid - Many States
Sahara Star - Mumbai, Pune
Sarovar Hotels - All States
Shangrilas Eros Hotel - DELHI
Sheraton Bangalore
Sofitel Mumbai
Taj Hotels - All States
Taj Mahal Palace - Various
Taj Vivanta President Mumbai
The Claridges Delhi
The Corbett Hotels
The Fern Hotels - Various
The Grand, Delhi
The Lalit, New Delhi, Mumbai
The Oberoi - Various
The Park Hotel - Various
The St. Regis Mumbai
The Umroa Hotels & Resorts
The Westin - Mumbai, Delhi
Trident Hotels - Various
Tube Rose Radisson Gurgaon

INDONESIA

Alila Hotels - Various
Aryaduta - Various
Ascott - Various
Aston - Various
Atlet Century Park, Jakarta
Bali Nirwana Resort
Batika - Various
Best Western - Various
Borobudur Hotel Jakarta
Bvlgary Resort Bali
Club Med Hotels
Ciputra Hotel - Various
Citadines Bali

INDONESIA

Conrad Resort Bali
Crowne Plaza Semarang
Doubletree Jakarta
Fairmont Jakarta
Fave Hotels - Various
FTV Hotel Bali
Four Season Hotel Jakarta
Grand Aston - Various
Grand Hyatt Jakarta & Various
Grand Kempinski, Jakarta
Grand Zuri - Various
Harmoni Hotels, Hard Rock Bali
Harris - Various
Hilton Bandung
Holiday Inn & Express - Various
Horizon - Various
Hyatt Regency Yogyakarta
IBIS - Various
Intercontinental Hotels - Various
Jakarta Airport Hotel
JW Marriot Jakarta & Various
Mulia Hotel Bali & Various
Kempinski Grand Indonesia
Le Grandeur - Various
Legian Beach Hotel, Bali
Le Meridian Bali
Luxury Collection
Mandarin Oriental Jakarta
Menara Peninsula Jakarta
Mercure - Various
Millennium Hotel Jakarta
Montigo Resort, Batam
Mulia Bali
Nirwana Resort Bintan
Novotel - Various
Oakwood Premier Jakarta
Prada Hotel Bali
Pullman - Various
Ritz Carlton Pacific Place & Various
Sahid Hotels - Various
Santika Hotels - Various
Sanur Beach Resort Bali
Sari Pan Pacific Jakarta
Sheraton Hotels - Various
Sofitel Seminyak, Bali & Others
Swiss-bellhotel - Various
The Kayana / Santika Bali
The Oasis - Various
Tune Hotels - Various
Westin Resort Bali

KOREA

Amiga Hotel, Seoul
Cheju Lotte & Ramada Plaza
COEX Intercontinental Seoul
Courtyard Marriot, Seoul
Dragon Lodge Hotel
Grand Intercontinental Seoul
Haeundae Grand Hotel Busan
Hyatt Jeju
Imperial Palace Hotel, Seoul
Incheon Grand Sheraton
Lotte - Busan, Cheju, Kuro
Lotte City Hotel, Daejeon
Lotte Hotel World, Mapo
Lotte Kimpo City Hotel
Millennium Seoul Hilton Hotel
Park Hyatt Busan & Seoul
Ramada Plaza, Suwon, Dongtan
Ramda Plaza - Kwangju, Jeju
Ritz Carlton, Seoul
Seoul Millennium Hilton
Seoul Palace Hotel
Seoul Sheraton Palace
Seoul Stanford Hotel
Sheraton Songdu
Yeosoo Hidden Bay Hotel

MALDIVES

A.D.S Resorts

MALDIVES

Addaran Hotels - Various
Alidhoo Island Coral Resort
Alila Villas Hadahaa
Banyan Tree
Centara Grand Island
Constance Moofushi
Dhonveli Beach & SPA
Dusit Thani Maldives
Four Seasons
Hulhule Island Hotel
Jumeirah - Various
Kuramathi Resort & Lily Hotel
Lohsfushi Island Resort
Lux Resorts & Spas
Moofushi Resorts
Vadoo Island Resort
Vakarufalhi Island Resort
Velassaru Resort
Velassaru Lily Hotel

MALAYSIA

Ancasa Royale Pekan
Berjaya Times Square KL
Best Western Premier Genting
Citadine Cyberjaya
Clans Georgetown Penang
Dash Box Cyberjaya
Eastern & Oriental Penang
First World Genting Highland
Gayana Eco Resort
Golden Sand Beach, Penang
Grand Hyatt Kuala Lumpur
Grand Palace Hotel KK
Hilton Kota Kinabalu
Hotel Equatorial
Hotel Granada JB
Impiana KLCC
Le Meridien Kuala Lumpur
Mandarin Oriental KL
Marriott Resort Putrajaya, Miri
Maxim Genting
Mercure KL
Nikko Hotel
Novotel Taiping
Park City Everly Miri
Parkroyal Hotels
Pullman Kuala Lumpur & Kuching
Qliq Damansara
Shangri-La Penang
Sheraton Four Point Kuching
Sheraton Kuala Lumpur
Sunway Resort Hotel & Spa
Swiss Garden Kuala Lumpur
The Danna Langkawi
The Everly Putrajaya
The Gardens Midvalley
The Saujana Hotel KL
Thistle Hotels
Tune Hotels - Various
Wedgewood Residences KL

MAURITIUS

20 Degres Sud Hotel
Angsana Hotel
Apollo Bramwell Hospital
Blue Lagoon Beach Hotel
Casuarina Resorts
Constance Belle Mare
Emeraude Hotel
Gardens Retreat
Gymkhana Club
Hennessy Hotel
Heritage Le Telfair & Awali
Holiday Inn Airport Hotel
Hotel des 2 Mondes
Intercontinental
La Maison D'Ete, Le Canonniere
La Palmeraie Hotel & La Pirogue
Labourdonnaie Hotel
Le Meridien, Le Mauricia
Le Preskil Hotel & Le Paradis
Le Prince Maurice & Le Recif Hotel
Les Lataniers Bleu
Long Beach & Merville Hotel
LUX Bellemare & LUX Grand Gaube
LUX Le Morne

MAURITIUS

Marina - Sensimar, Maritim Hotel
Le Sakoa & Le Suffren
Le Surcouf & Le Tropical Hotel
Le Victoria Hotel
Outrigger & Port Chambly
Radisson Blu and Royal Palm
Sea Point Boutique Hotel
Shandrani Beachcomber
Shangri-La's Le Touessrok Resort
Shankara & Solana Beach
Sofitel Imperial
Sugar Beach Hotel
Tamarin Hotel & The Sands
Tamarina Golf & Spa (Villas)
Tarisa Resort & Tamassa
The Ravenala Resort & Spa
The Residence & Voila Hotel
Vera Club Le Grand Sable
Veranda Grand Baie
Veranda Le Palmar
Veranda Paul & Virginie
Veranda Pointe aux Biches
Zilwa Attitude Resort

MYANMAR

Amara Resort, Ngapali
Amata Hotel Group
Asia Plaza Hotel (Yangon)
Aureum Hotel -Inle & Ngapali
Ayeyar River View, Bagan
Bagan Ayeyar Hotel & Thande Hotel
Bay of Bengal Resort
Bay View Hotel, Ngapali
Blue Bird Hotel, Bagan
Chatrui Hotel
Dream Villa Hotel (Kalaw)
Espace Avenir Hotel & Apartment
Famous Parami, Bago Nyaung Oo
Famous Parami, Nay Pyi Taw
Golden Hill Tower, Yangon
Governor's Residence, Yangon
Grand Palace Hotel
Grand United Hotel
Hotel Amara, Nay Pyi Taw
Hotel Corolla & Hotel Megui
Hotel Shwegone Taing & Hotel SS
Ibis Hotel, Yangon
Inya Lake Hotel (Yangon)
Jade Marinet & Jade Royal Hotel
Jasmine Palace Hotel Yangon
Junction Hotel, Nay Pyi Taw
Kempinski Nay Pyi Taw
KMA Hotel Group
Mandalay City Hotel
Mount Pleasant View Hotel
Myat Mingalar Hotel, Nay Pyi Taw
Ngapali Bay Villas & Resorts
Novotel Inle Lake & Novotel Yangon
Olympic Hotel
Pacific Hotel Yangon
Park Royal Hotel, Yangon
Pine Hill Resort (Kalaw)
Pristine Lotus Spa and Resort
Pyay Garden Office Tower Yangon
Road to Mandalay Cruise ship
Royal Kumudra Hotel, Nay Pyi Taw
RV Pak & Sakura Tower, Yangon
Sanctum Inle Resort
Savoy Hotel & Sedona Hotel
Shangri-La Residence
Shwe San Eain Hotel, Nay Pyi Taw
Sky Palace Hotel, Nay Pyi Taw
Sky Star Hotel (Yangon)
Sule Shangri-La Hotel
Summit Park View Hotel
Sunny Paradise (Ngwe Saung)
Thande Hotel Bagan
Tharaba r Hotel Bagan
The Amara Hotel, Nay Pyi Taw
The Grand Amara, Nay Pyi Taw
The Hotel Regency (Nyaung Oo)
The Strand Hotel & Strand Cruise
Thingaha Hotel, Nay Pyi Taw
Thiripitsaya Hotel
Tonga Puri Hotel
Win Unity Hotel, Yangon

NEPAL

Ambassador Hotel Kathmandu
Annapurna View Sarangkot
Athiti Resort Hotel
Barahi Resort, Chitwan
Club Himalaya
Dalai-La Boutique Hotel
Fairfield Marriott Kathmandu
Fistail Lodge Hotel - Pokhara
Gokarna Forest Resort
Green Park Hotel Chitwan
Harrison Palace Hotel, Biratnagar
Himalayan Front Hotel, Pokhara
Hotel Country Villa, Nagarkot
Hotel Del Annapurna
Hotel Grand & Hotel Himalaya
Hotel Platinum & Hotel Shambala
Hotel Shangri-La Kathmandu
Hotel Shanker & Hotel Summit
Hotel Suramma, Lumbini
Hotel Tibet International
Hotel West Wood, Chitwan
Hotel Yak & Yeti
Hyatt Regency Kathmandu
Jagatpur Lodge by Annapurna
Kathmandu Guest House
Mayamanoar Hotel, Kathmandu
Meghauli Serai Jungle Safari
Moonlight Hotel, Kathmandu
Mount Kailash Resort, Pokhara
Park Village Resort
Park Village Waterfront, Pokhara
Pokhara Grand Hotel
Radisson Hotel Kathmandu
Shahanshah International
Shangri-La Village Pokhara
Soaltee Crown Plaza
Temple Tree Hotel
The Dwarika's Hotel Kathmandu
The Everest Hotel
The Lake Side Hotel, Pokhara
Tigerland Safari Resort, Chitwan
Traditional Comfort, Kathmandu

NEW ZEALAND

Art Deco Masonic Hotel, Napier
Chateau Marlborough Hotel, Blenheim
Crowne Plaza, Queenstown
Double Tree by Hilton, Christchurch
Fino Hotel & Suites, Christchurch
Grand Windsor Hotel, Auckland
Heritage Hotels & Resorts
Intercontinental Hotel, Wellington
Mercure Oakridge Resort, Wanaka
Rydges Hotel, Auckland
Scenic Hotels New Zealand
Swiss-Bel Victoria Park, Auckland
Waipuna Hotel, Auckland

PHILIPPINES

Ambassador Inn
Angeles Beach Club
Anyra Hotels & Astoria Palawan
Ascott Hotels
Astoria Plaza - Boracay, Manila
Baguio Country Club
Bayview Park Hotel
Bellevue Hotels & Bayleaf Hotels
Best Western Oxford & Various
Boracay Haven, Tubi & Various
Camp John Hay Hotel
City Of Dream Manila - Crown Tower
City Of Dream Manila - Nobu & Hyatt
Crowne Regency Hotels
Diamond Hotel
Discovery Country Suite
Discovery Premiera
Discovery Shores Resort
Diversión 21/Smallville 21
Dusit Thani Hotel
El Nido Resort & Go Hotels
FairwayS Blu Water Resort
Fontana Resort and Casino
Garden Orchid Zamboanga
Golden Prince Hotel
Grand Hyatt Fort
Harolds Hotel

PHILIPPINES

Holiday Inn Clark & Makati
Hyatt Hotel and Casino
Imperial Palace Hotel Cebu
Mandarin Oriental
Manila Pavillion Hotel and Casino
Marco Polo Cebu, Marco Polo Manila
Marco Polo Plaza
Marriott Hotel, Cebu
Microtel by Wyndham
Midas Casino and Hotel
Misibis Bay & New World Hotel
Pan Pacific Hotel
Park Inn Hotel, Davao
Parklane International Hotel
Radisson Blu Hotel
Raffles & Fairmont Makati
Richmont Hotel
Richworld Hotel
SEDA HOTELS
Serenity Suites by Best Western
Shangri-La Boracay Resort and Spa
Shangri-La Edsa
Shangri-La Makati
Shangri-La Fort
Sofitel Hotel Manila
Sommerset Hotel
St. Giles Hotel
St. Lukes Hospital
St. Marks Hotel
Stotsenberg Hotel and Casino
The District Boracay
Thunderbird Hotel and Casino
Tiger Okada Manila
Torre Venezia Suites
Travellers International - Marriott Hotel,
Belmont, Maxims, Savoy, Hilton
Resorts World Newport
Tune Hotel Cagayan de Oro
Tune Hotel Makati, Tune Hotel Aseana
Tune Hotel Ortigas, Tune Hotel Clark
Waterfront Lahug Hotel and Casino
Waterfront Mactan Hotel and Casino
Waterfront Pavillion Casino and Hotel
Widus Resort and Casino
Winford Hotel and Casino

QATAR

Amari Hotel, Qatar
Ananthara Banana Island Doha
Avenue Hotel Doha
Fraser Suites Westbay Doha
Grand Hyatt, Qatar
Intercontinental doha
Intercontinental doha the city
Kempinski residence Doha
Mondrian Doha
Park Hyatt Doha
Pullman Doha
Saraya Corniche Doha
Simaisma beach resort Doha
The Boutique Hotel, Qatar
W Hotel, Qatar

SAUDI ARABIA

Artar Madina
Best Western Hotel-Riyadh
Cophorn by Millenium Riyadh
Courtyard Marriott Hotel - ABHA
Courtyard Marriott Hotel - Olaya Riyadh
Crown Plaza Hotel-Riyadh,
Crown Plaza Madinah
Dar Aliman InterContinental Madinah
Double Tree by Hilton
Hayyat regency
Holiday Inn Alkhobar
Holiday Inn Express Jumeriah
Holiday Inn Hotel, Riyadh
Hyatt Regency Hotel
Intercon Hotel, Al Khobar & Jubail
Intercontinental Dar Al Hijra Madinah
Millennium Hotel, Riyadh
Millennium Hotel, Hail
Nobu Hotel, Riyadh
Novo Hotel, Riyadh
Novotel Riyadh
Sharacco Marriott Hotel, Riyadh

SINGAPORE

Citadines Fusionopolis
Clover Hotels
Conrad Millenium
Cophorne Hotels
Costa Sands Resort & Hotel
Crowne Plaza Airport Hotel
Fairmount Hotel
Farrer Park Hospital
Four Seasons Hotel
Fragrance Hotels
Fraser Serviced Apartments
Furama City & Riverfront
Grand Hyatt
Grand Intercontinental
Grand Park City Hall
Hilton Singapore
Hilton Garden Inn
Holiday Inn Express Clark Quay
Holiday Inn Express Katong
Hotel Boss & Hotel Arianna
IBIS Bencoolen & Novena
Ibis Stlye @ Macperson
Indigo Katong & M Social
JW Marriott & Hotel Jen
Mandarin & Oriental Hotels
Marina Sands
Mercure Middle Road
Millenium Hotels
Movenpick Sentosa
Oasia Hotel & Oasia Residence
One Farrer Spa & Resort
Pan Pacific Hotel
Parc Sovereign Hotel
Park Avenue Hotels
Park Hotel Farrer Park
Parkroyal Hotels
Patina Hotel
Porcelain Hotels
Premier Inn
Raffles Hotel
RWS Equarius, Hard Rock, Festive
RWS Hotel Michael, Crawfords
RWS Jurong Gateway Hotel
Riverview Four Point
Shangri-la Hotel
Sheraton Towers
Snow hotel
Sofitel City Centre & Sofitel So
South Beach Consortium
Swissotel Hotels
The Ardennes Hotel
The Fullerton Hotel
The Seacare Hotel
The South Bridge Hotel
The Warehouse Hotel
The Westin Singapore
Traders Hotel & Venue Hotels
V Hotel Bencoolen & Lavender

SRI LANKA

Airport Garden Hotel
Ayurvedic Pavilion
Bandarawela Hotel
Bentota Beach Hotel
Blue Oceanic & Chaaya Bay
Browns Beach Hotel
Ceylon Continental Hotel
Cinnamon Grand & Lake
Cinnamon Lodge
Club Palm Garden
Colombo Court Yard
Dutch Beach & First Resort
Earl's Regency -Kandy
Eden Resort & SPA
Elephant Corridor Hotel
Galadari Meridian
Galle Face Hotel & Grand Hotel
Heritance Ahungalla
Heritance Mahagedara
Hilton Colombo
Holiday Inn Colombo
Hotel Ceylands, Hote Janaki
Hotel Club Bentota
Hotel Hill Top, Hotel Clarion
Hotel Priyankara & Hotel Renuka
Hotel Topaz, Hotel Sapphire

SRI LANKA

Hunas Falls Hotel
Jungle Beach
Lanka Princess
Light House Hotel
Maalu Maalu Resort & SPA
Mahaweli Reach Hotel -Kandy
Mermaid Hotel
Michelle Beach Resort
Mount Lavinia Hotel
Neptune Ayurvedic Village
Nilaveli Beach Hotel
Pegasus Reef Hotel
Rain Forest Eco Lodge
Riverina Hotel
Royal Palms Beach Hotel
Saman Villas
Serene Villas Hotel Seashells
Sigiriya Village
St. Andrew's Hotel
Taj Samudra Colombo
Tangerine Beach Hotel
Taru Villas
The Beach
The Blue Waters
The Deer Park Hotel
The Palms
The Tea Factory
Tropical Villas
Vill Uyana White Heaven Hotel
Yala Wild

THAILAND

Aloft Hotel Bangkok
Amara Hotel Bangkok
Amari - Pattaya, Chonburi
Anantara Hua Hin & Chiangmai
Ascott Sathorn, Bangkok
Avani Pattaya, Chonburi
Avani Bangkok
Belmond Napasai, Surattani
Centara Grand Hotels
Central Grand at World, Bangkok
Chatrium Residence, Bangkok
Chedi Chiangmai
Chuchai Buri Sri Amphawa
Chuchai Buri Samut Songkram
Citadines Sukhumvit, Bangkok
Conrad Hotel, Samui
Courtyard by Marriott Bangkok
Crown Plaza Lumpini
D Varee Wellness Khoyai
Diamond Cliff, Phuket
Double Tree by Hilton, Bangkok
Dusit D2, Chiang Mai
Dusit Thani Pattaya
Four Points Sheraton, Bangkok
FYI Hotel, Bangkok
Grand Hyatt Erawan
Hard Rock Pattaya
Hilton Hua Hin & Pattaya
Hilton Prachuap Khiri Khan
Hilton Sukhumvit
Holiday Inn Cha-Am & Silom
Holiday Inn Express, Bangkok
Holiday Inn Pattaya
Hyatt Regency Hua Hin
IBIS Bangkok Riverside
IBIS Kata/Phuket/Pattaya
IBIS Nana/Sathorn/Samui
Icheck inn hotel, Bangkok
Indigo Pearl, Phuket
Intercontinental Bangkok
Intercontinental Hua Hin
Intercontinental Prachuap
Intercontinental Pattaya
Intercontinental, Bangkok
Intercontinental Chonburi
JW Marriott BK, Bangkok
Katathani collection of resorts
KC Beach Samui, Surattani
KC Grande Koh Chang, Trat
Kensington Khao Yai
Khaolak Laguna, Phuket
Krasa Resort
Le Meridien, Chiang Rai
Lub D Hotel, Bangkok

THAILAND

Mai House, Phuket
Mandarin Oriental, Bangkok
Marrakesh Hua Hin
Mii Hotel, Bangkok
Millennium Patong Phuket
My Beach, Phuket
Novotel Platinum
Novotel Siam, Bangkok
Nusa My Ozone Khoyai
Oriental Residence
Paradise Beach Resort, Phuket
Phuket Inter Academy
Pullman M, Bangkok
Rama gardens hotel, Bangkok
Royal Orchid Sheraton & Towers
Sheraton Hua Hin & Phuket
Six Senses Erawan Phuket
Smart Hotel, Pattaya
Sofitel Centara Grand Bangkok
Sofitel Silom & Sofitel SO Bangkok
Somerset Lake Point, Bangkok
The Emerald Cove Koh Chang
The Season Place Pattaya, Chonburi
The Sukhothai, Bangkok
Travel Beach Hotel, Chanthaburi
U Inchantree, Kanchanaburi
Up Ekkamai Hotel, Bangkok
Veranda Huahin, Prachuap Khiri Khan
Veranda, Pattaya, Chonburi
Villa Resort Ao Khai, Rayong
Wyndham Grand Phuket

TAIWAN

Carlton hotel Taichung
Chateau de Chine, Hua Lien
Dolphin Bay Resort, Penghu
Eastern Villa, Taoyuan
Eclat Hotel, Taipei
Fullon hotel group-Fulong villa
Golden Tulip RS boutique hotel
Grand Victoria Hotel, Taipei
Holiday inn Tainan
Hotel Royal, Chiao Hsi Spa
Hotel Royal-Nikko Taipei
Hoya Resort Hotel, Wuling
JJ-W Hotel, Tainan
Kuva Chateau Hotel, Taoyuan
Lakeshore Hotels
Monarch Skyline Hotel, Taoyuan
Pacific Palm Lake Resort, Shihmen
Palau Royal Resort, Palau
Park Hotel, Taipei
Parkview Hotel, Hua Lien
Pause Landis Resort, Wu Lai
Quality Inn Hotel, Hua Lien
Silk Place, Yilan
TEMPUS Hotel Taichung
The Landis Taichung Hotel, Taichung
The Landis Taipei
The Riviera Hotel, Taipei
The Splendor Hotel, Kaoshiung
Tien Lai Spring Resort, Yang Ming Shan

UAE

Acacia Hotel, UAE
Ain Palace Hotel, UAE
Al Hamra Fort Hotel, UAE
Ayla Hotel Alain & Al Ain
Banyan Tree Al Wadi, UAE
Bonnington Tower Hotel Dubai
Casselles Hotels, Abu Dhabi
Chi Hotel, Abu Dhabi
City Seasons Hotel Group, UAE
Citymax Dubai
Cove Rotana Dubai
Crowne Plaza Yas Island, Abu Dhabi
Dukes Hotels Dubai
Dusit D2 Dubai
Fairmont Marina Residences Abu Dhabi
Intercontinental Festival City.
Layia Plaza Hotel, Dubai
Le Meridien, Abu Dhabi
Metropolitan Hotel, Dubai
Millenium Hotel, Abu Dhabi
Millenium Hotel, Shahrjah
Naissk Hotel Dubai

UAE

Novotel Fujairah
Premier inn Dubai
Pullman Dubai Mall of Emirates
Radisson Blu Yas Island
Ramada Hotel Dubai

VIETNAM

Anantara Mui Ne Resort & Spa
Angsana Laguna & Anaoasis Beach
Aqua Expeditions & Aristol Intl Hotel
Avani Hotels & Avora Danang Hotel
An Nam Cam Ranh Resort & Banyan Tree
Best Western Premier
Camellia Hue Hotel
Caravelle Saigon Hotel
Citadines Bayfront Nha Trang
Crowne Plaza Danang & Hanoi
Diamond Hotel & Resort, Nha Trang
Duyen Ha Cam Ranh Resort
Equatorial Ho Chi Minh City
Evason Ana Mandara Resorts & Spas
FLC Quy Nhon & Vinh Phuc
Fraser Suite Hanoi & Furama Danang
Fusion Saigon Hotel
Havana Nha Trang Hotel
Hilton Opera & Heritage Line
Holiday Inn & Hotel Nikko Saigon
Hyatt Regency Danang Resort & Spa
IBIS Saigon South
InterContinental Asiana Saigon
InterContinental Danang
InterContinental Hanoi Westlake Hotel
InterContinental Nha Trang Hotel
JW Marriott Hotel Hanoi
Legend Hotel
Lotte Center Hanoi & Legend Saigon
Muong Thanh Quang Binh hotel
Malibu Vung Tau Hotel
Mercure Hanoi La Gare
MGM Grand Ho Tram Beach
Movenpick Hanoi & Movenpick Saigon
Mong Tay Phu Quoc Resort
Muong Thanh Hue & Mui Ne
Muong Thanh Que Huong Nha Trang
Novotel Danang Premier Han River
Novotel Gardens HCMC
Novotel Ha Long Bay & NovotelPhan Thiet
Park Hyatt Saigon & Park Royal Saigon
Pullman Danang Beach Resort
Pullman Hanoi & Palm Garden Resort
Pullman Saigon Centre
Renaissance Saigon & Riverier Cam Ranh
Sapa Resort
Sheraton Hanoi & Sheraton Saigon
Sheraton Nha Trang Hotel & Spa
Sofitel Legend Metropole Hanoi
Sofitel Saigon Plaza
Somerset chancellor court HCM city
Somerset Grand Hanoi & Westlake
Somerset Hải Phòng Serviced Residence
Somerset Hồ Chí Minh City Serviced residence
Somerset Hoa Binh & Somerset West Point
Sonasea Villas and Resort Phu Quoc
Starcity Ha Long Bay & Nga Trang
Sunway Hotel & Swissbel Hotel
The Reverie / The Times Square Saigon
The Royal International Gaming Hotel
Victoria Hoi An Beach Resort & Spa
Vietnam SAA Hotels, HCMC
Vinpearl Luxury Danang
Vinpearl Nha Trang & Vinpearl Phu Quoc
Windsor Plaza Hotel Saigon
Wyndham Ha Long

OTHERS

Lemuria Resorts, Seychelles
Ephelia Resorts, Seychelles
Crown Beach Plaza, Seychelles
Le Domaine de L'Orangerie, Seychelles
Eden Bleu, Seychelles
Eden Island, Seychelles
Felicie Cottages & Residences, Seychelles
Tsarabanjina Resorts, Madagascar
African Regent Hotel, Ghana
LUX* Ile de la Reunion
Cotton Bay Hotel, Rodrigues

**Enjoy the JVD hospitality difference:
Focus, expertise, support and the finest equipment - all from one source**



As an industrial designer, JVD has been a fantastic platform for me to express myself. We belong to the hospitality business which is very dynamic, with everchanging concepts for a better guest and operator experience. We have to constantly innovate with new technology and designs to keep up with times. Every successful product developed during the last 33 years involved constant research, feedback and collaboration amongst hotel guests, hoteliers, and our professional distribution channels worldwide.

The success of a product is afterall a human experience !

Jean-Guy De Russe
JVD Chief Designer



Your JVD Distributor

JVD Companies



JVD SAS, France
(Head Office)



JVD Technologies, Singapore
(Asia Regional Office)



JVD Technologies, China



JVD Espagne, Spain



JVD Americas, Mexico